


There is no trailer without us!



PRODUCT CATALOGUE



SMART TRAILER

The system includes:

- Multiple Axis (ready)
- Multiple Batteries (final assembly)
- Multiple Chargers (control board under mnfg)
- Plug-in Modules (ready)
- Mobile App (software under testing)
- Simulator (ready)
- Easy GUI setup
- Multiple Analogue Ports
- The whole electric system including the motors and controllers (without the chassis) is estimated to 150 kg



KNOTT
AUTÓFLEX-GROUP



UNBRAKED TORSION AXLES 5

HUBS 19

BRAKES 25

SPINDLES 37

UNBRAKED SPRING AXLES 43

ELECTRIC BRAKED AXLES 55

AGRICULTURAL AXLES 61

SPIRAL SPRING AXLES 67

ACTUATORS 71

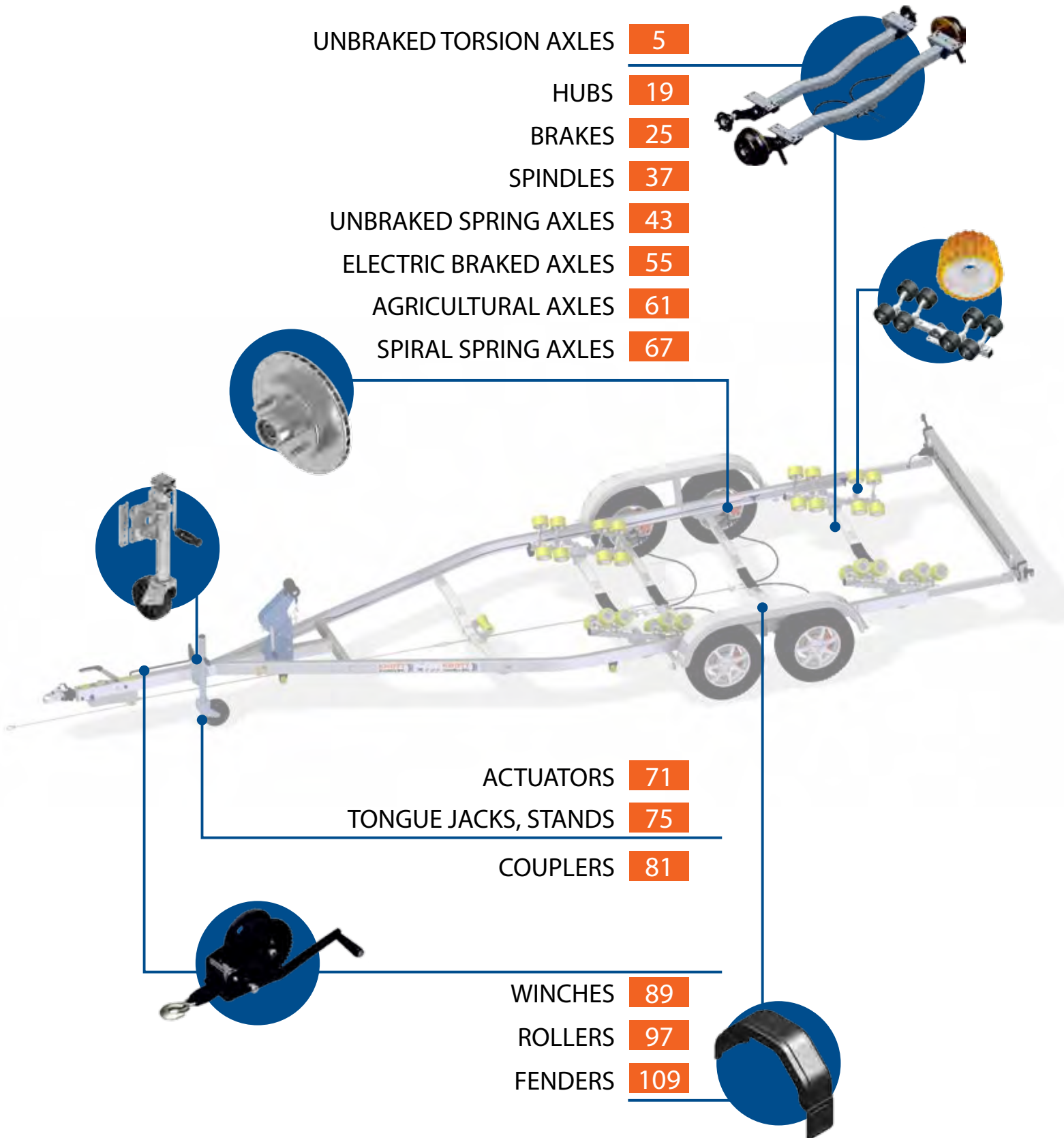
TONGUE JACKS, STANDS 75

COUPLERS 81

WINCHES 89

ROLLERS 97

FENDERS 109



UNBRAKED AXLES

Operation principle of the rubber torsion axles

Advantages of using the 4 piece torsion rubbers of 90 degrees:

- correct guideline
- stable underpinning
- inner self-damping
- precisely adjustable spring power

The mounted swing arm - with non braked or overrun braked wheel hub (with wheel) - is assembled onto the unsupported end of the inner axle stub.

In case of rubber torsion axles, the axle of the swing arm (square tube) is turned 90 degrees inside the square profile of the axle body and elastically supported by the 4 piece torsion rubbers.

These originally round-profiled rubber bars are placed in the edges of the square-form axle body - filling the space - and are a bit deformed.

The suspension process

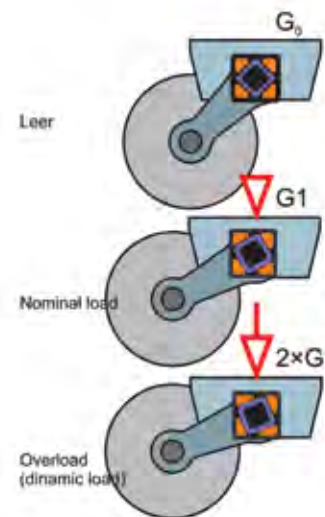
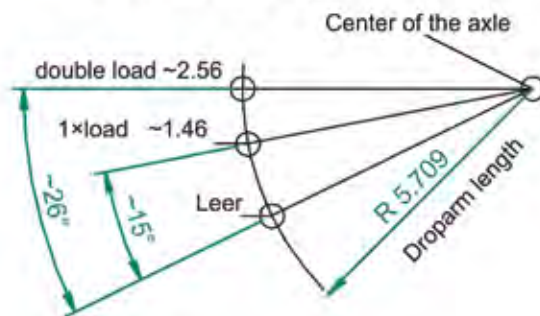
As a result of the stress, the swing arm will be turned inside the axle body profile and therefore the rubber bars will flexibly change their shape.

When the stress stops, the rubber elements will regain their original shape, which results the swing arm to return in its basic position.

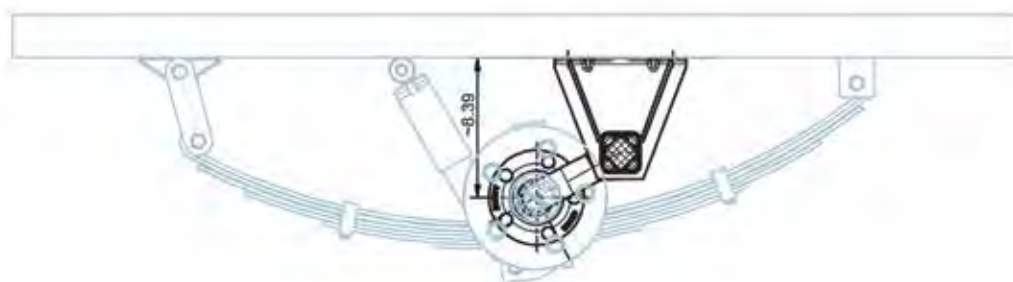
The frictional force between the rubber elements and the square tube (inside and outside) and the internal resistance of the rubber elements result sufficient damping while suspending.


The suspension power can be ruled by the length of the rubber bars and by the content of the rubber mixture.

Suspension diagram



Comparative chart of mounting the axle with leaf spring and with rubber torsion elements





UNBRAKED TORSION AXLES

Unbraked rubber suspension axle

The product can be used for:

- jet skis
- snow-mobiles
- generators and light tower trailers
- boat trailers
- utility trailers
- horse trailers

Standard surface treatment:

- hot dip galvanization

Load capacity:

- 1500 lbs - 12000 lbs

Bearing type:

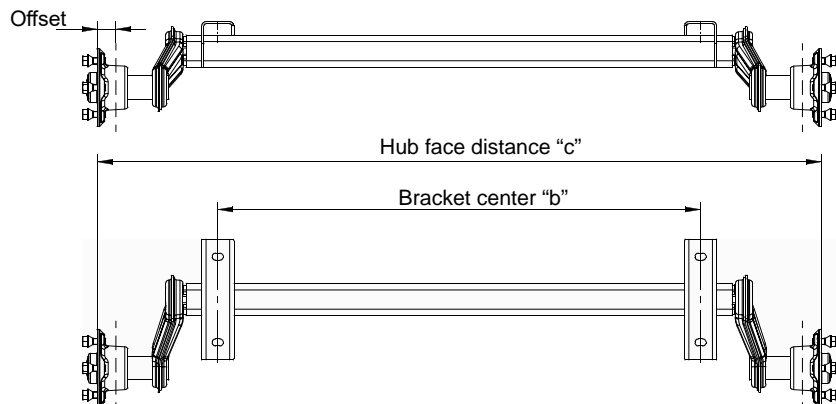
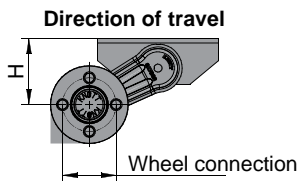
- conical bearing
- compact bearing

The product package includes:

- rubber torsion axle and type plate
- hub
- drop arm

If you are interested in our product, please give the following parameters to our sales personnel to enable us to choose the best version for you suited to your needs:

- **c, b size**
- **Load capacity**
- **Wheel connection**
- **Offset**



Unbraked rubber suspension bended axle

The product can be used for :

- boat trailers

Surface treatment:

- hot-dip galvanization

Bearing type:

- conical bearing
- compact bearing

Advantages:

The new design allows an easier transportation of boats and other vehicles.
The lower centre of gravity makes it more stable.

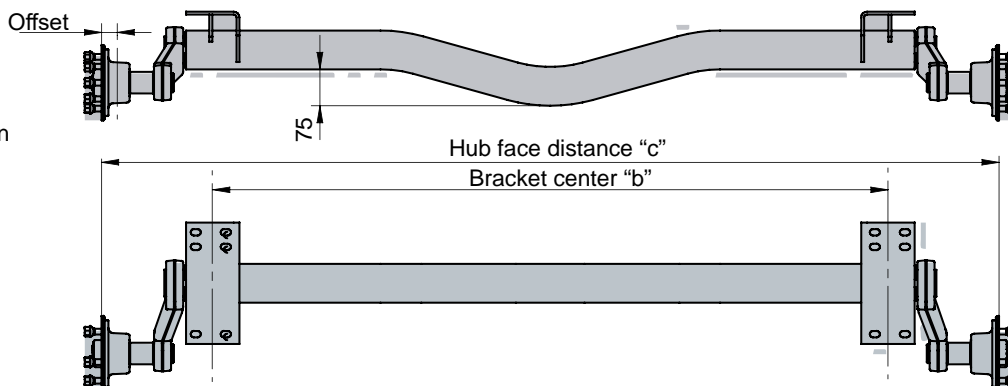
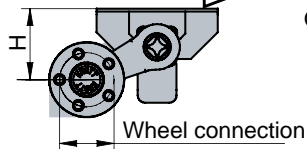


If you are interested in our product, please give the following parameters to our sales personnel to enable us to choose the best version for you suited to your needs:

- **c, b size**
- **Load capacity**
- **Wheel connection**
- **Offset**

Method	Symbol	Salt spray testing result (h)
Powder Coating	P	300 h
Galvanization	G	> 500 h
Galvanization & powder coating	G&P	700 h
E-coating	E	> 800 h
Hot dip galvanization	HG	> 1000 h
E-coating & powder coating	E&P	> 1000 h

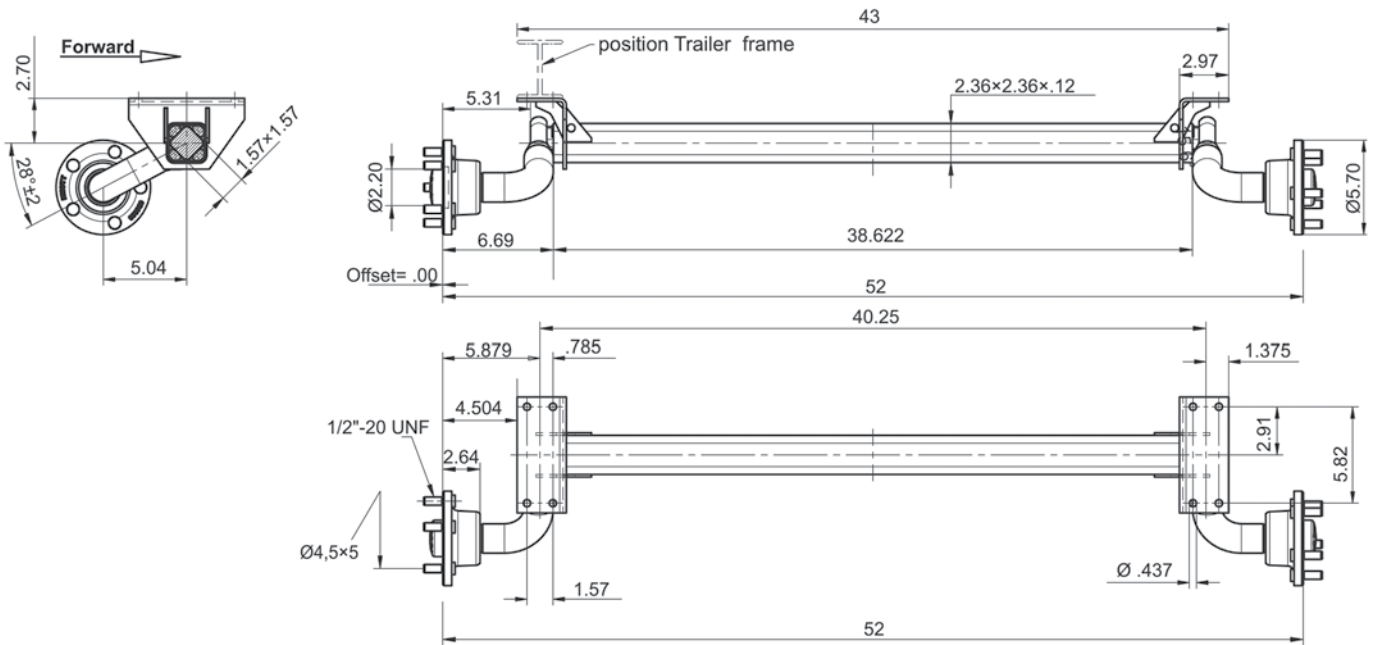
Direction of travel →



Rubber torsion axle 1500 lbs - compact bearing

Load capacity (lbs)

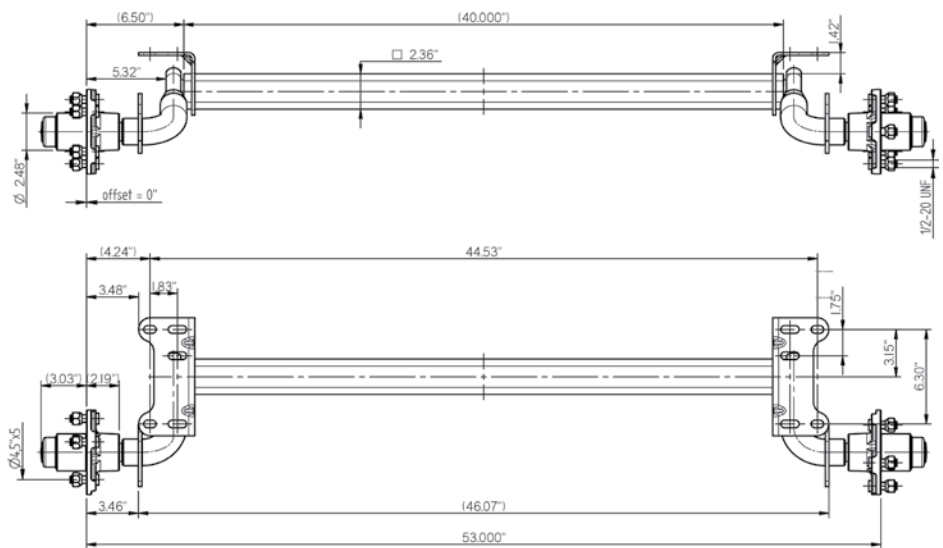
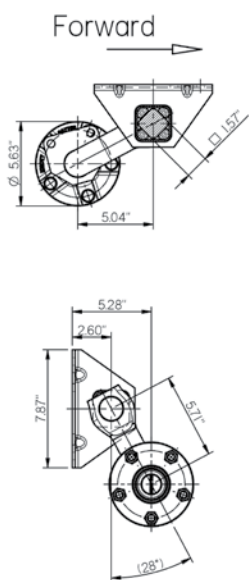
1500



Rubber torsion axle 1500 lbs - conical bearing

Load capacity (lbs)

1500



Rubber torsion axle

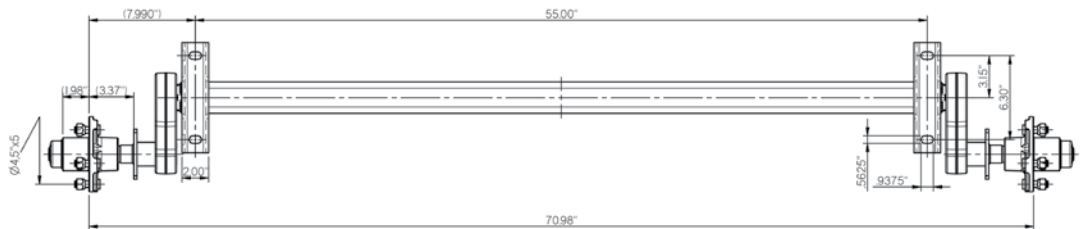
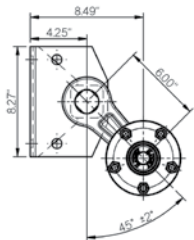
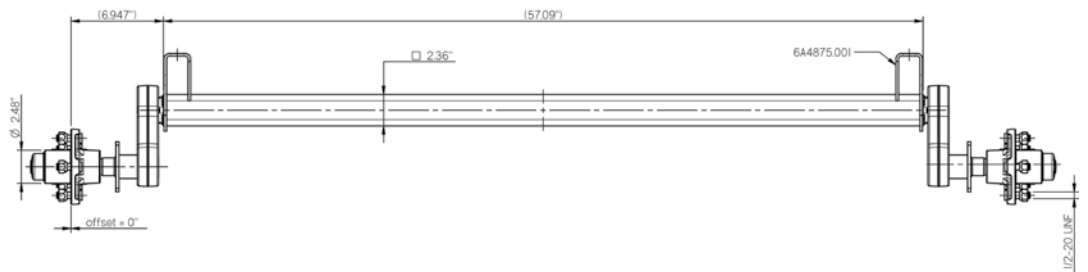
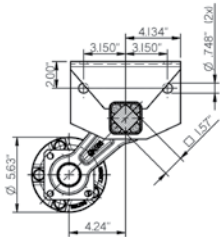
2200 lbs

Load capacity (lbs)

2200



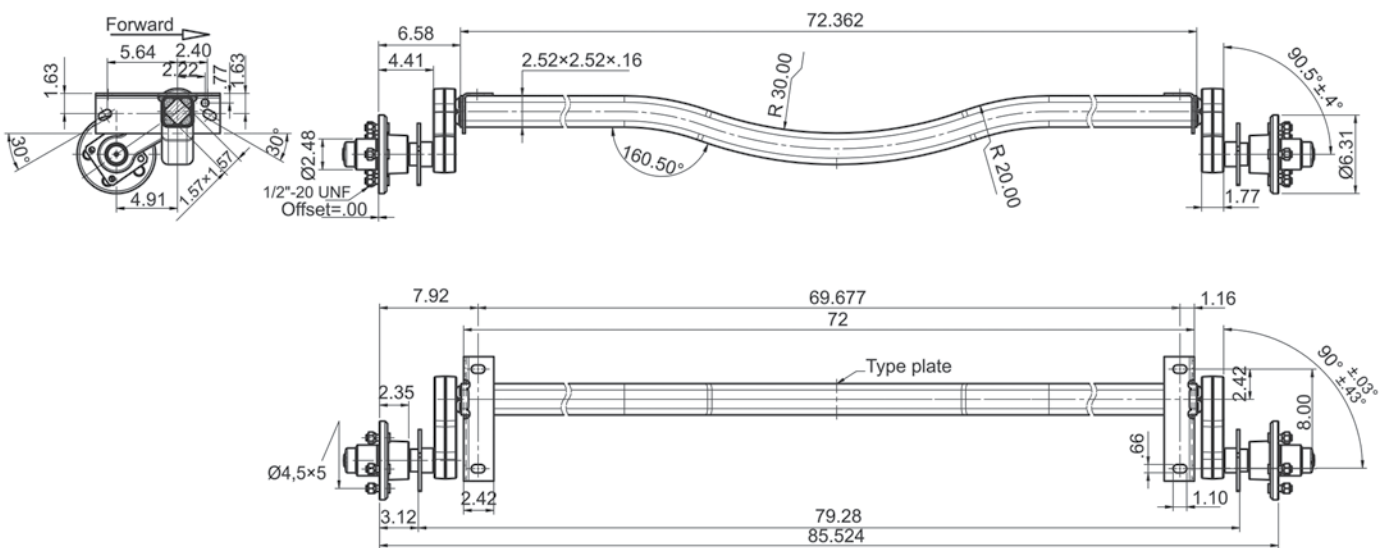

Forward



Rubber torsion axle

3500 lbs

Load capacity (lbs)
3500



Rubber torsion axle

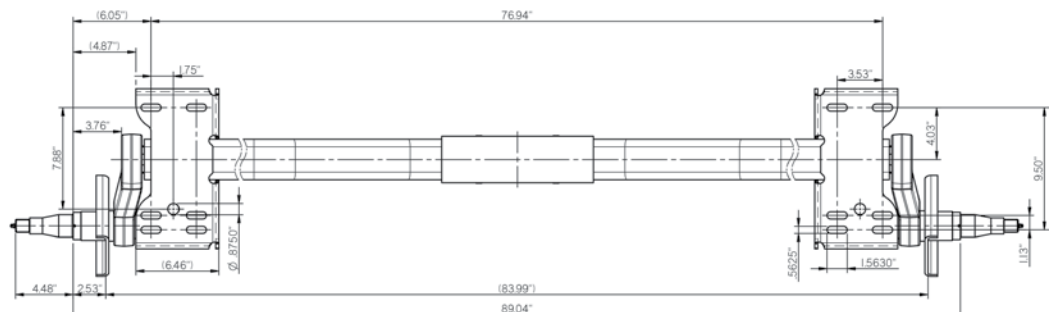
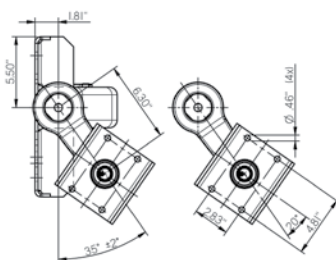
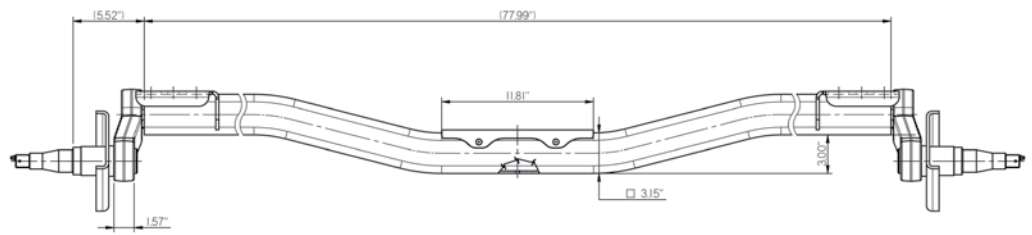
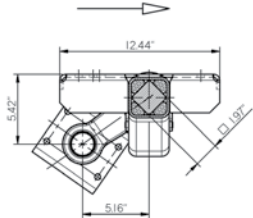
5200 lbs

Load capacity (lbs)

5200



Forward

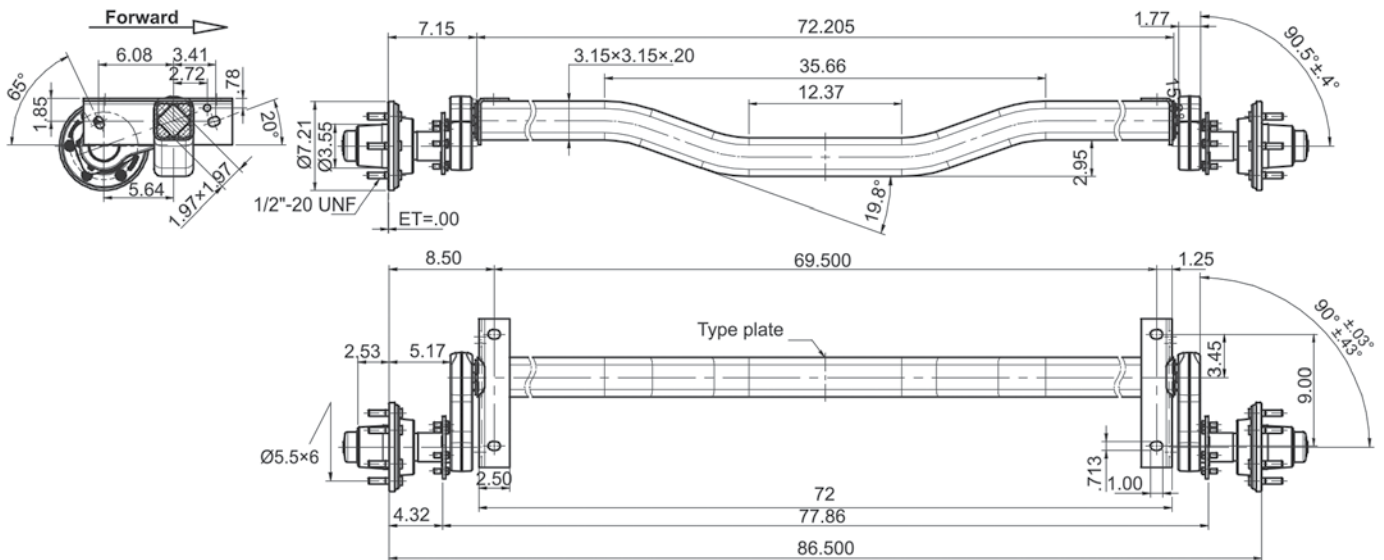


Rubber torsion axle

6000 lbs

Load capacity (lbs)

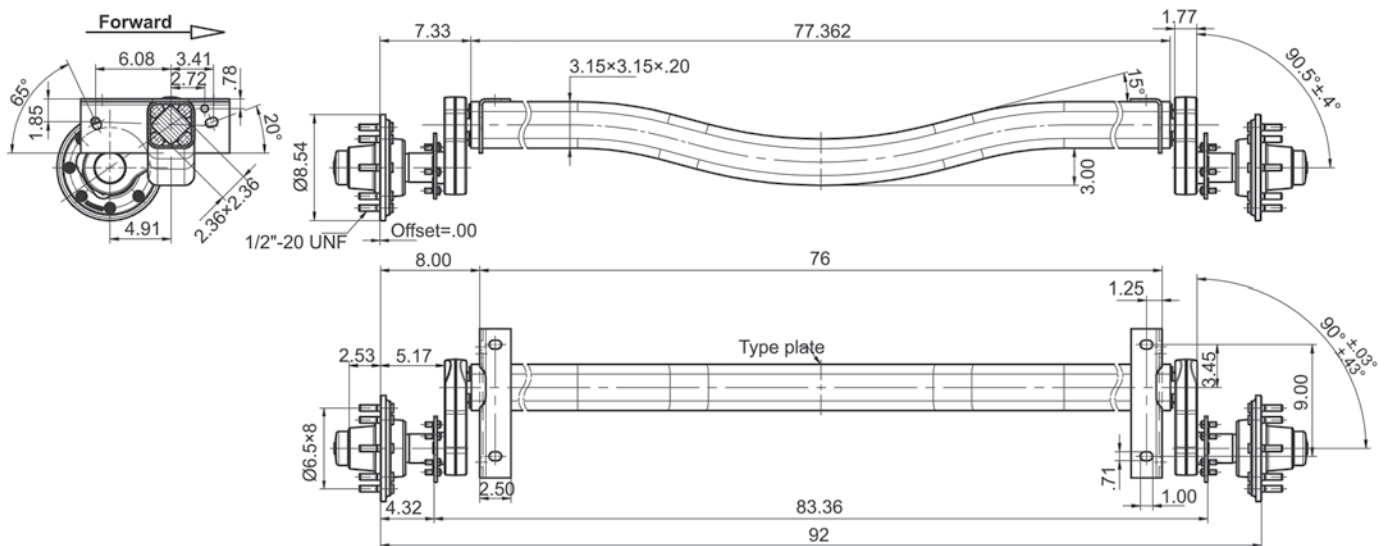

6000



Rubber torsion axle 7000 lbs

Load capacity (lbs)

7000

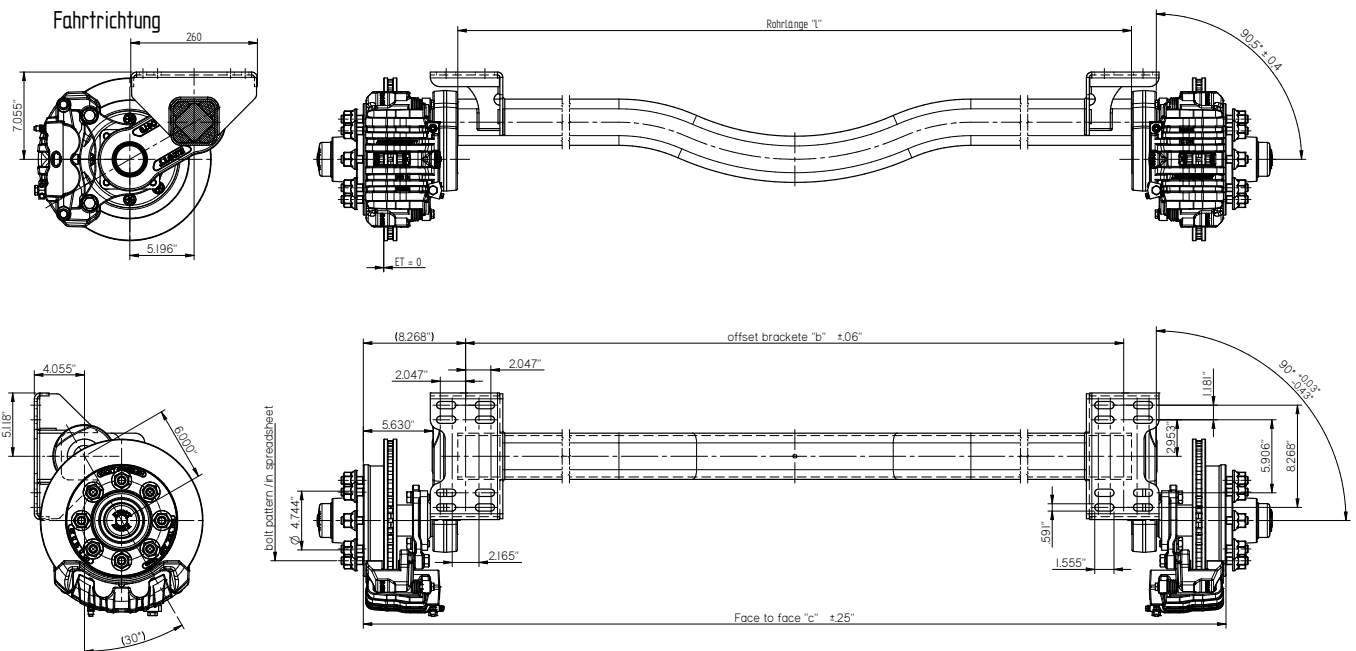


Rubber torsion axle

8000 lbs

Load capacity (lbs)

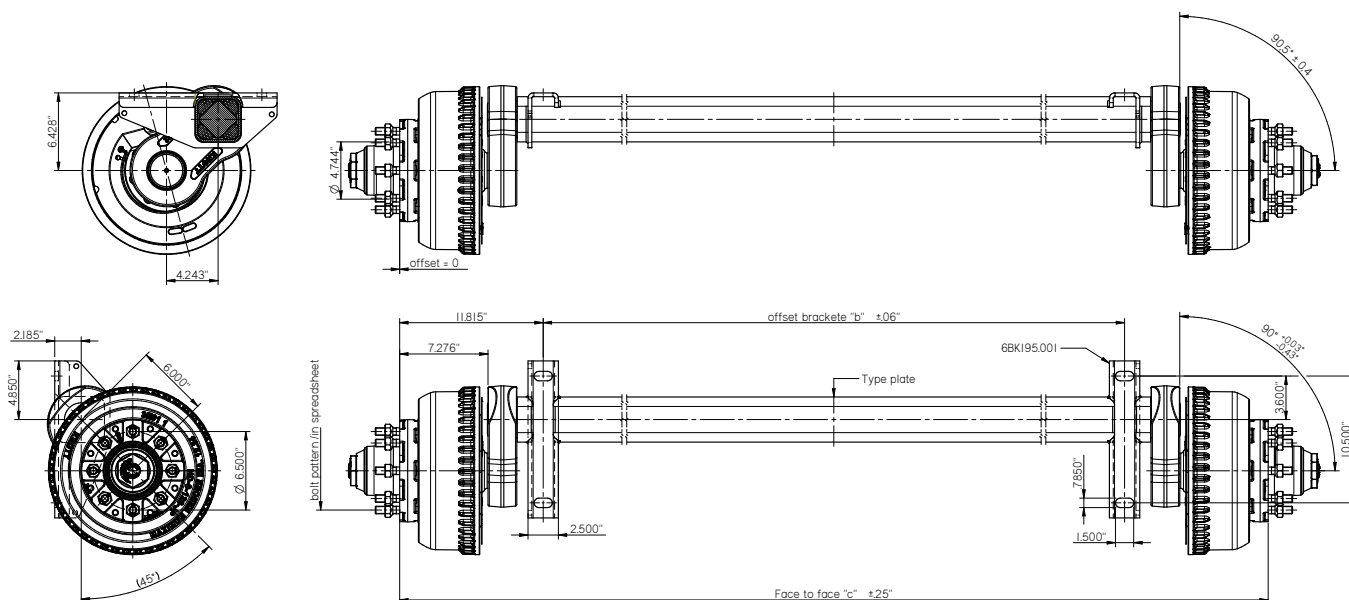
8000




Rubber torsion axle 10 000 lbs

Load capacity (lbs)

10 000







HUBS

HUBS

6B4065

- Ø 4.500" x 5
- 1500 lbs

All of our wheel hubs are also available in water resistant version.

- Surface treatment: e-coating
- Bearing: compact roller bearing or tapered roller bearing

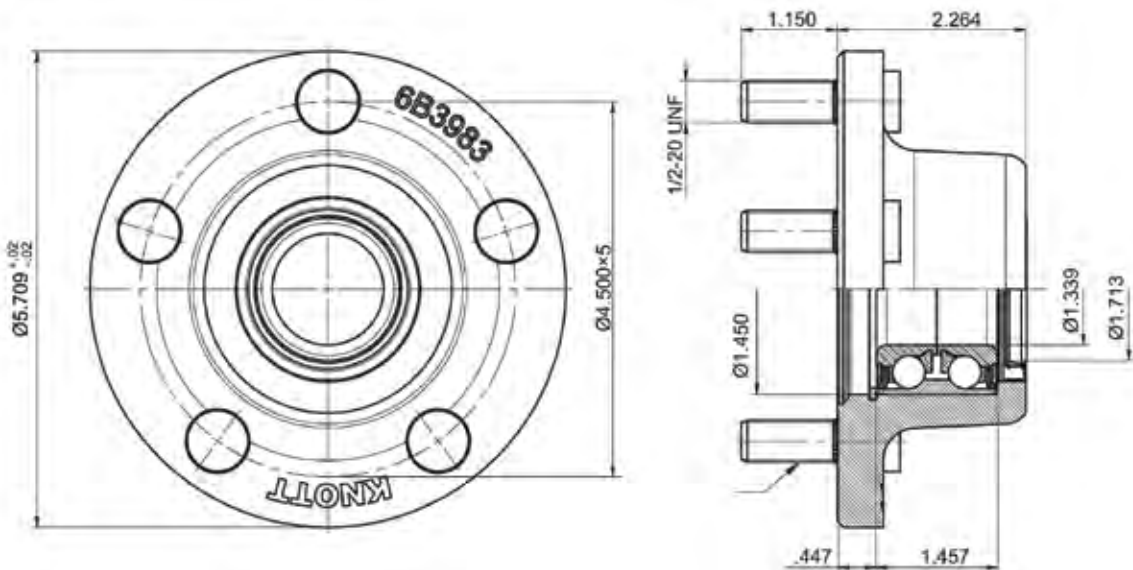
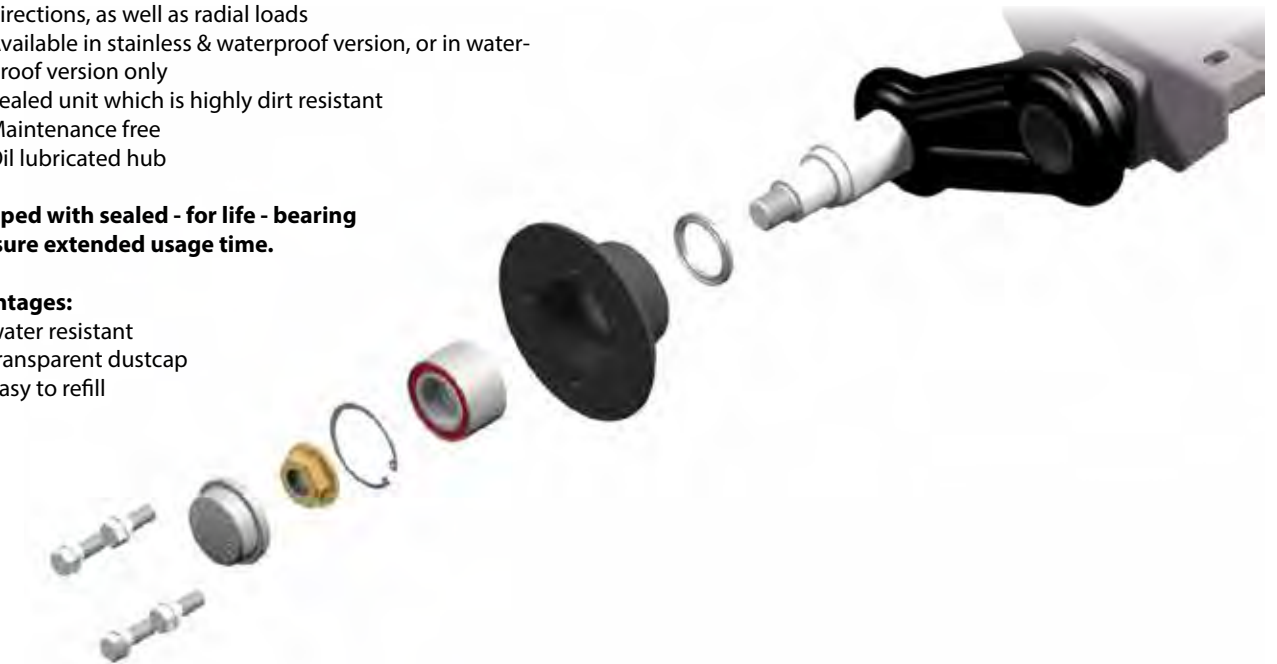
The advantages of compact roller bearings over taper roller bearings and ball bearings:

- These bearings can accommodate axial loads in both directions, as well as radial loads
- Available in stainless & waterproof version, or in water-proof version only
- Sealed unit which is highly dirt resistant
- Maintenance free
- Oil lubricated hub

Equipped with sealed - for life - bearing to ensure extended usage time.

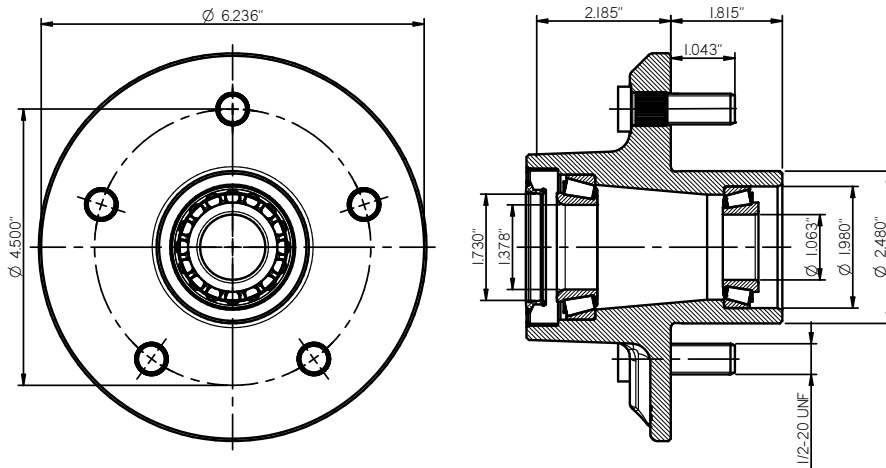
Advantages:

- water resistant
- transparent dustcap
- easy to refill



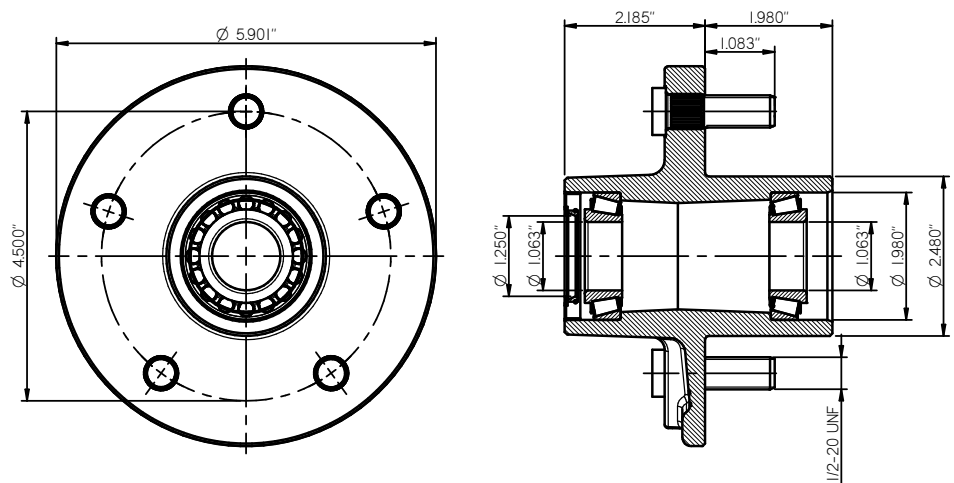
6B7458.001

- Ø 4.5" x 5
- 3750 lbs



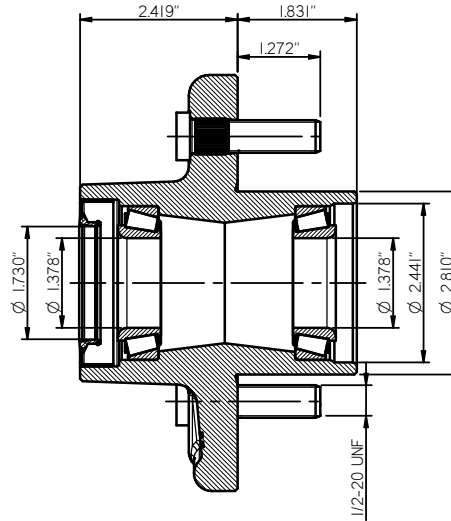
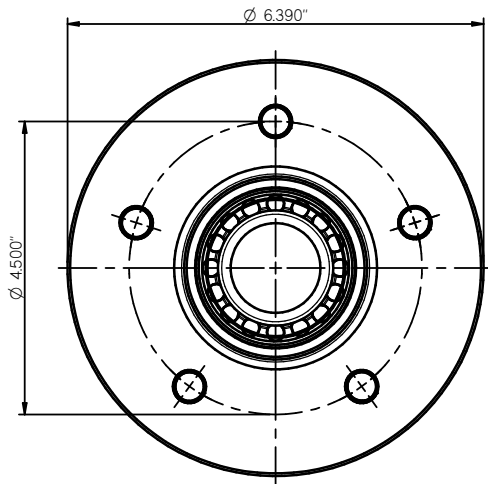
6B7459.001

- Ø 4.5" x 5
- 3750 lbs



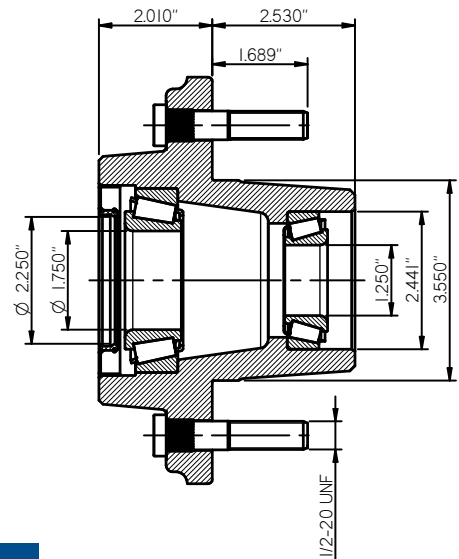
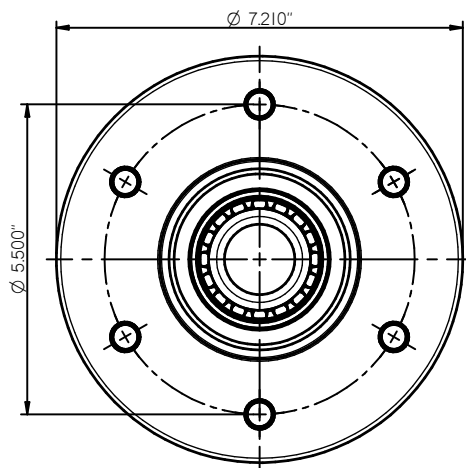
6BF505.101

- Ø 6.5" x 8
- 4200 lbs



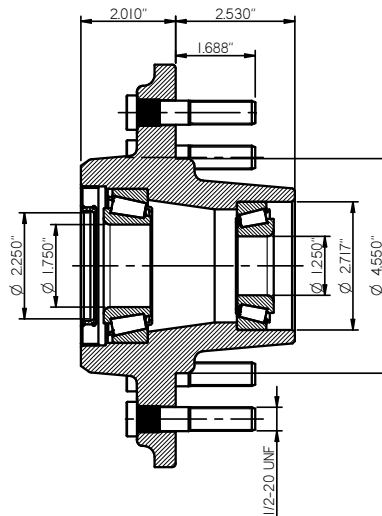
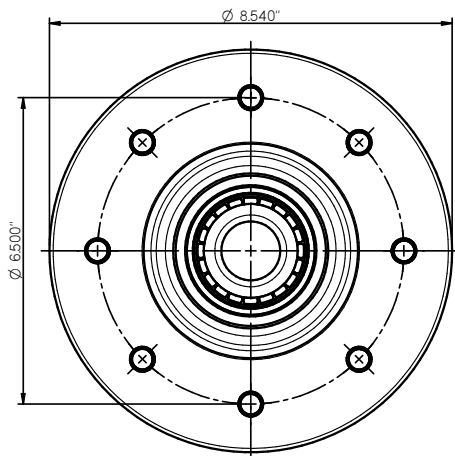
6B3988.012

- Ø 6.5" x 8
- 6000 lbs



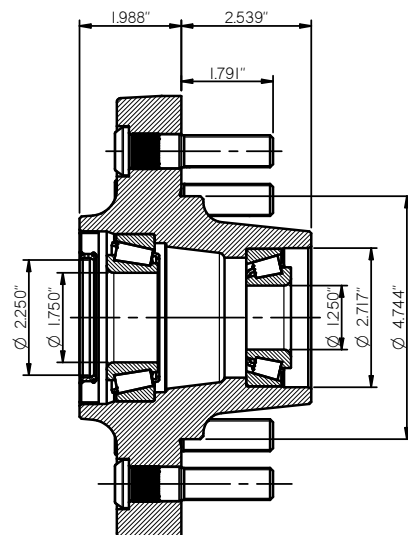
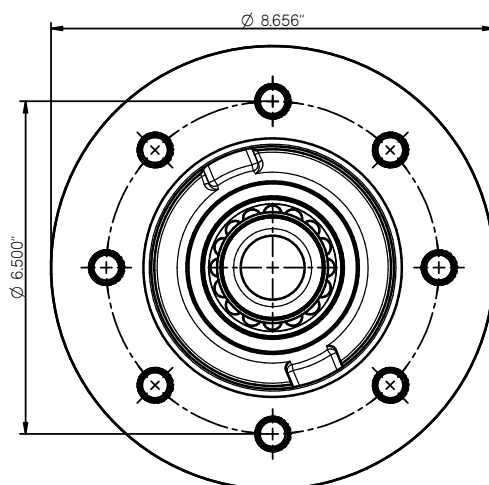
6B3917.012

- \varnothing 6.5" x 6
- 7000 lbs



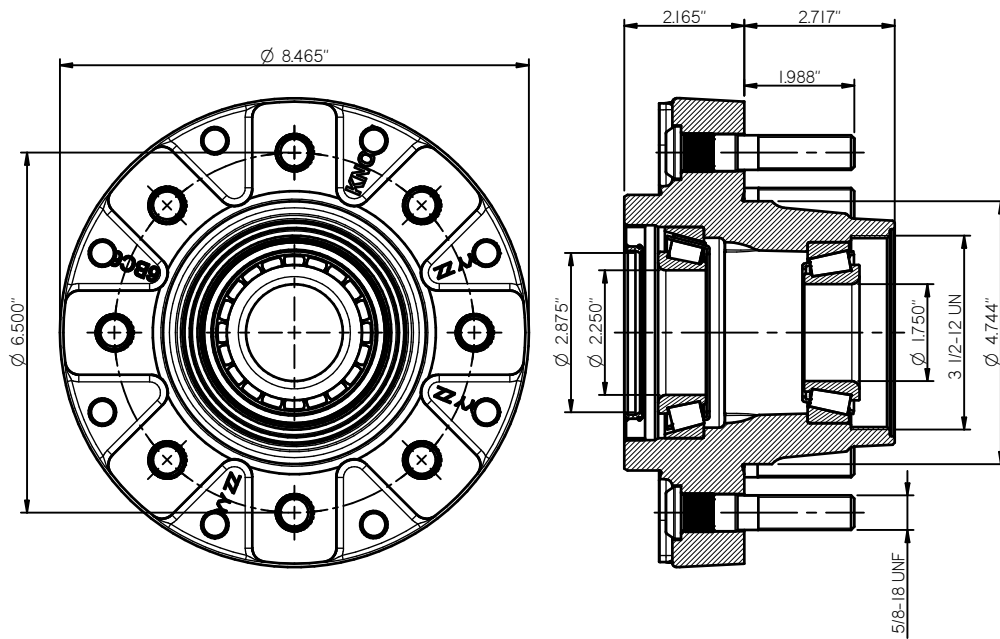
6BC691.100

- \varnothing 6.5" x 6
- 8000 lbs



6BC681.100

- \varnothing 6.5" x 8
- 10 000 lbs

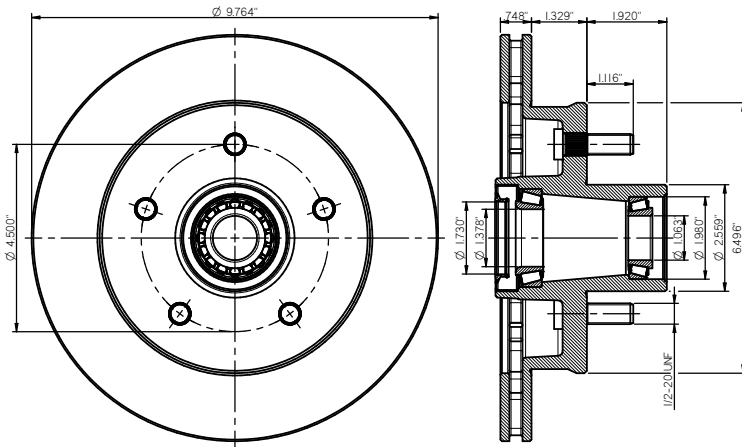


Hydraulic disc brake 10" rotor 3000 - 4000 lbs

6A9482

Load capacity (lbs)

3000 - 4000

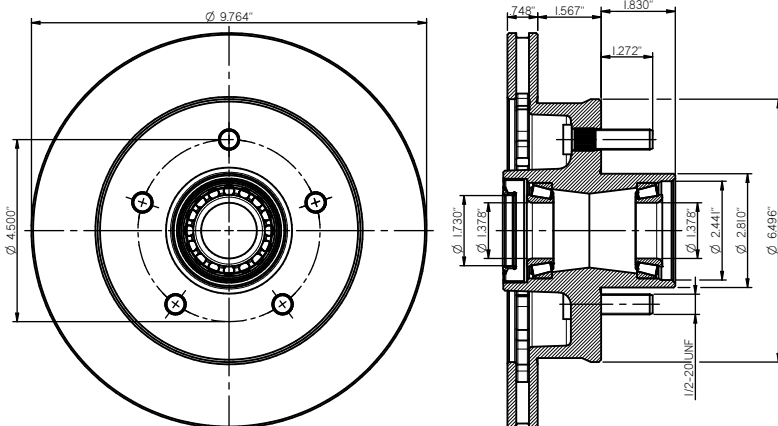


Hydraulic disc brake 10" rotor 4200 lbs

6BF507

Load capacity (lbs)

4200

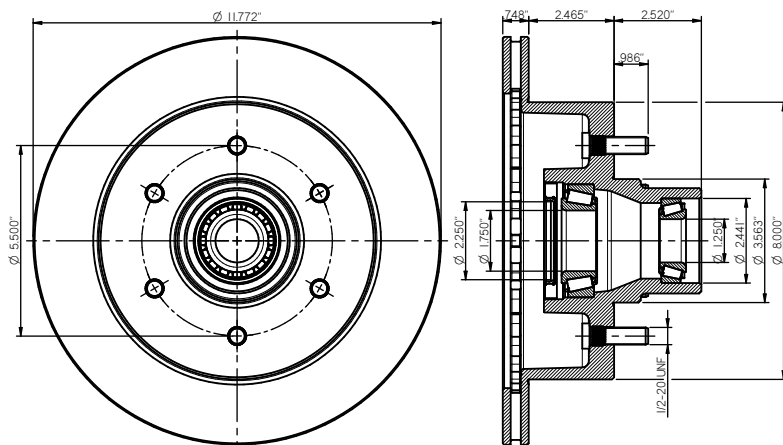


Hydraulic disc brake 12" rotor 6000 lbs

6B8852

Load capacity (lbs)

6000

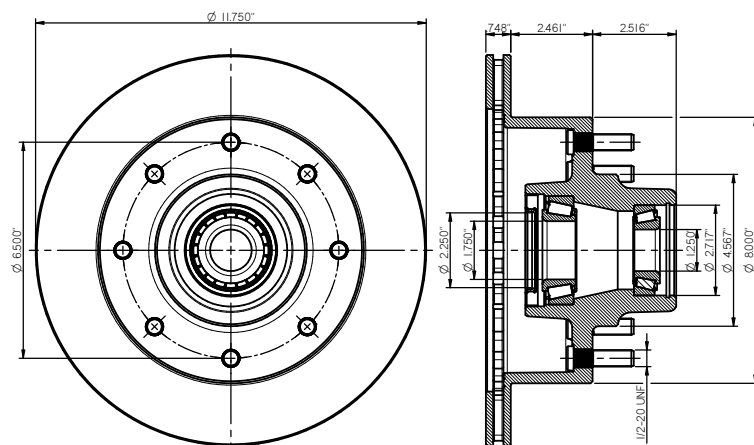


Hydraulic disc brake 12" rotor 7000 lbs

6BJ190

Load capacity (lbs)

7000

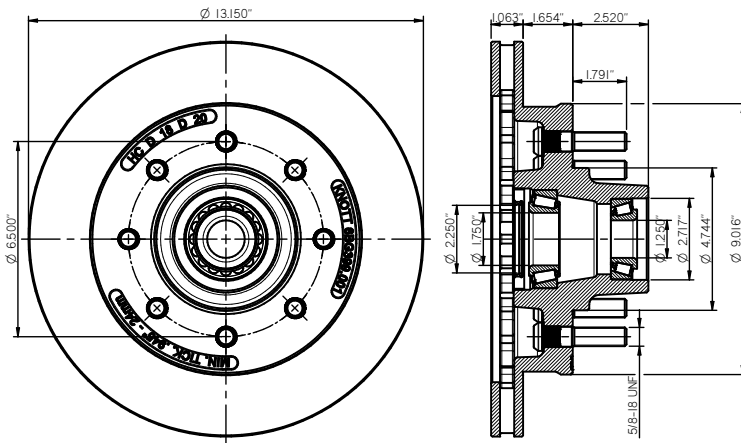


Hydraulic disc brake 13" rotor 8000 lbs

6BG398

Load capacity (lbs)

8000

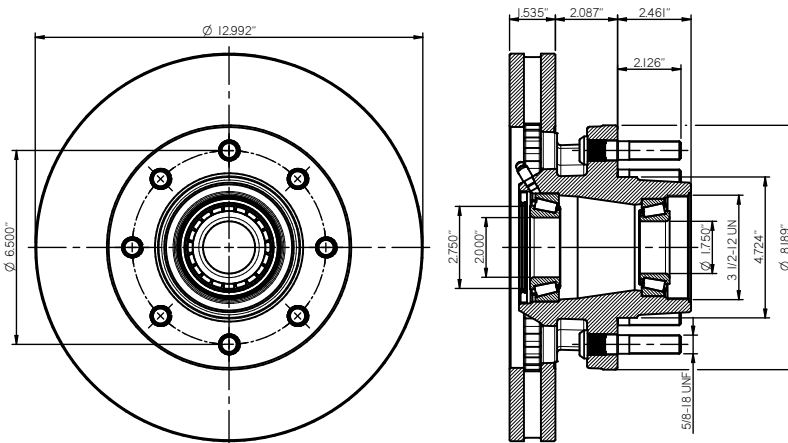


Hydraulic disc brake 13" rotor 10 000 lbs

6BG396

Load capacity (lbs)

10 000



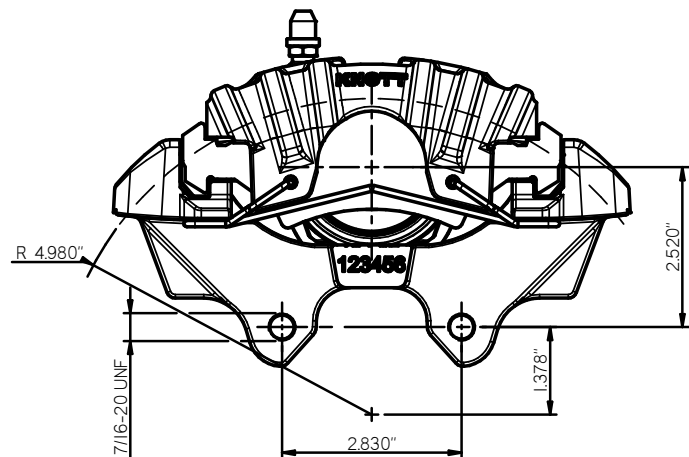
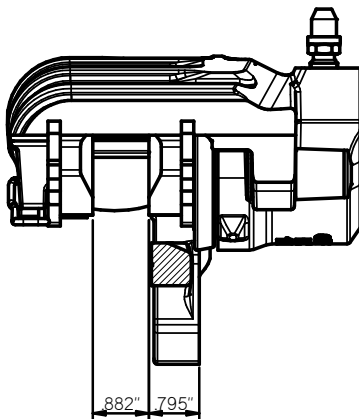
CALIPERS

Caliper V fitting / I fitting 3000 - 7000 lbs

6B6284

Load capacity (lbs)

3000 - 7000



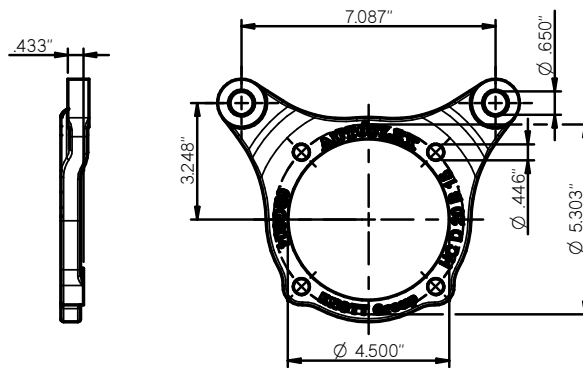
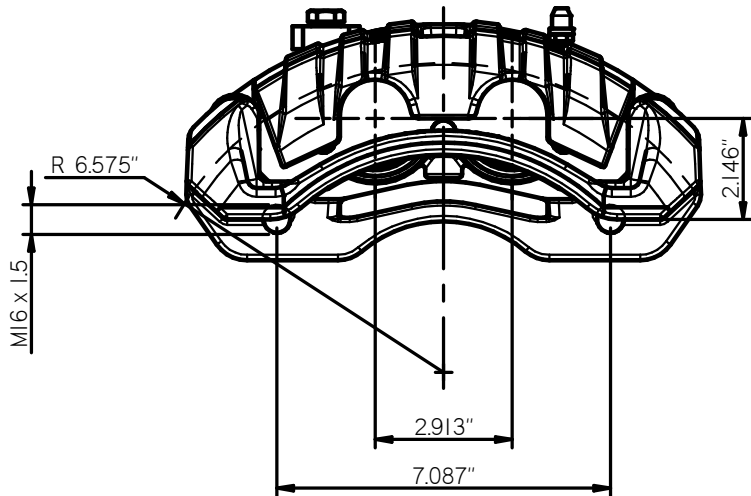
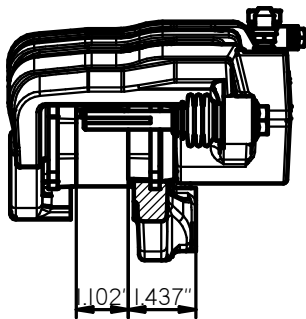
Dual piston caliper 8000 lbs

6BG610

Load capacity (lbs)

8000

NEW!



ELECTRIC BRAKES

Electric brake drum 7" 2200 lbs

6A7694

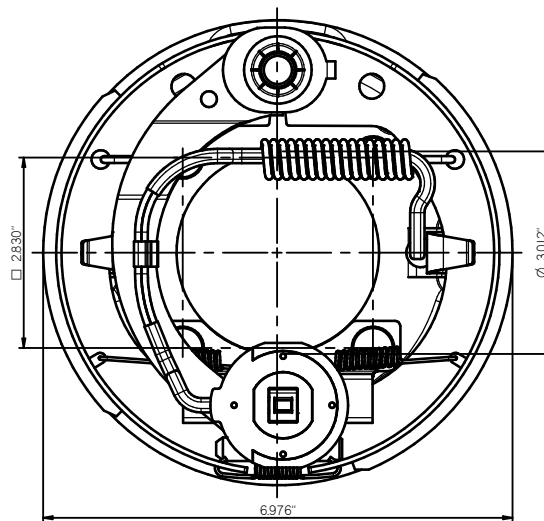
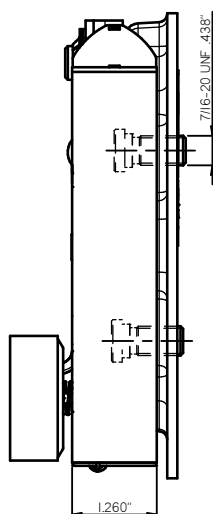
Load capacity (lbs)

2200



Description	Axle load capacity	Art. nr.
Electric brake drum 7"	<2200 lbs	6A7694.202

Description	Axle load capacity	Art. nr.
Electric brake backing plate 7" left	<2200 lbs	6X1248.001
Electric brake backing plate 7" right	<2200 lbs	6X1248.002



Electric brake drum 10" 2200 - 4000 lbs

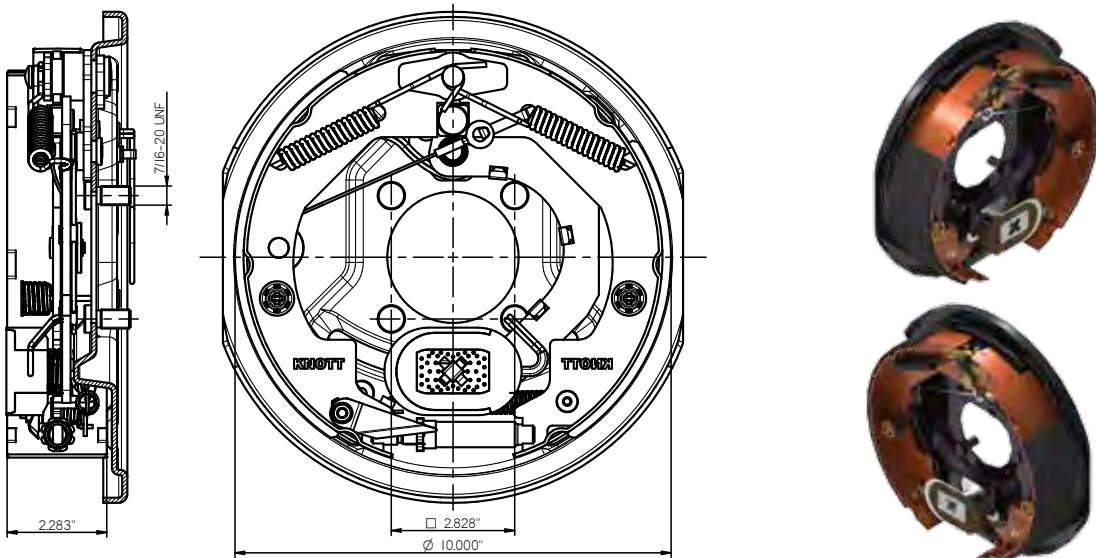
6BA031.012

Load capacity (lbs)
2200 - 4000



Description	Axle load capacity	Art. nr.
Electric brake drum 10"	2200 - 4000 lbs	6BA031S012

Description	Axle load capacity	Art. nr.
F10 Electric brake backing plate 10" left	2200 - 4000 lbs	6B9626.001
F10 Electric brake backing plate 10" right	2200 - 4000 lbs	6B9626.002



Electric brake drum 12" 5000 - 7000 lbs

6A8988.006

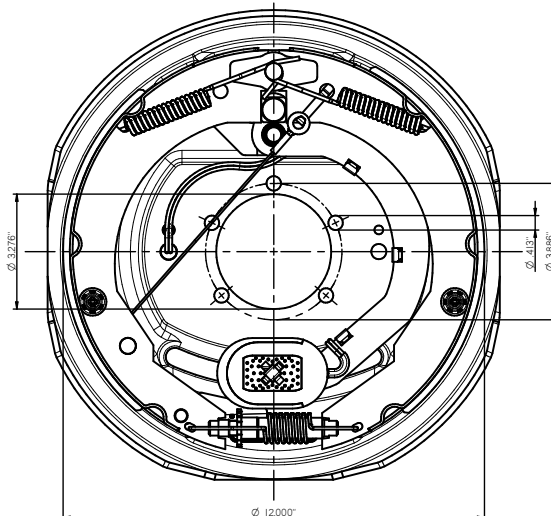
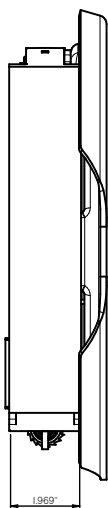
Load capacity (lbs)

5000- 7000



Description	Axle load capacity	Art. nr.
Electric brake drum 12"	5000 - 7000 lbs	6A8988.006

Description	Axle load capacity	Art. nr.
F12 Electric brake backing plate 12" left	5000 - 7000 lbs	6X1844.001
F12 Electric brake backing plate 12" right	5000 - 7000 lbs	6X1844.002



Electric brake drum 12" 7000 lbs

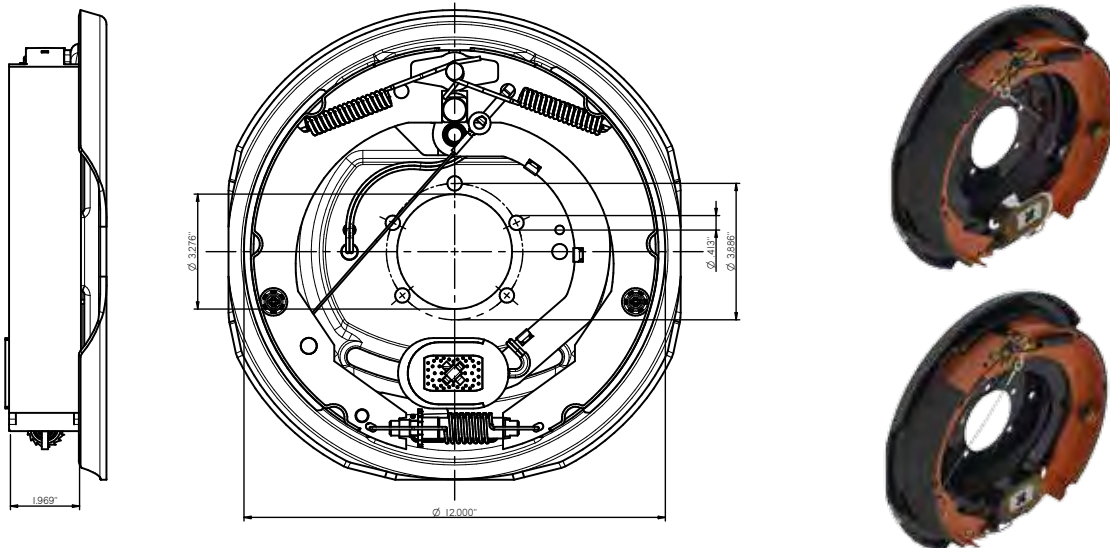
6BJ536.101

Load capacity (lbs)
7000



Description	Axle load capacity	Art. nr.
Electric brake drum 12"	7000 lbs	6BJ536.101

Description	Axle load capacity	Art. nr.
F12 Electric brake backing plate 12" left	5000 - 7000 lbs	6X1844.001
F12 Electric brake backing plate 12" right	5000 - 7000 lbs	6X1844.002



Electric brake drum 12,25" 8000 lbs

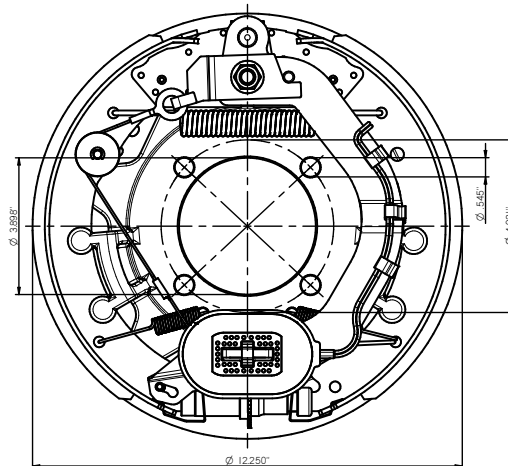

6BG645.100

Load capacity (lbs)
8000



Description	Axle load capacity	Art. nr.
Electric brake drum 12,25"	8000 lbs	6BG645.100

Description	Axle load capacity	Art. nr.
Electric brake backing plate 12,25" left	8000 lbs	6BG650.001
Electric brake backing plate 12,25" right	8000 lbs	6BG650.002



Electric brake drum 12,25" 10 000 lbs

6BK159.101

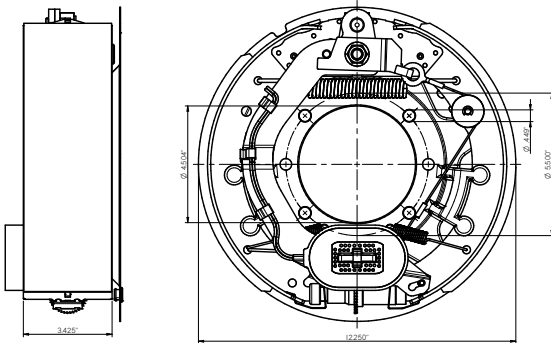
Load capacity (lbs)

10 000

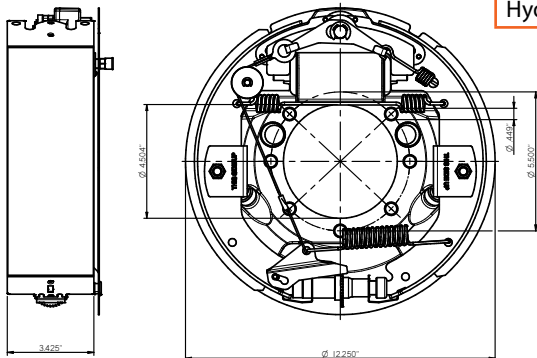



Description	Axle load capacity	Art. nr.
Electric brake drum 12,25"	7000 lbs	6BK159.101

Description	Axle load capacity	Art. nr.
Electric brake backing plate 12,25" left	10 000 lbs	6BK011.001
Electric brake backing plate 12,25" right	10 000 lbs	6BK011.002



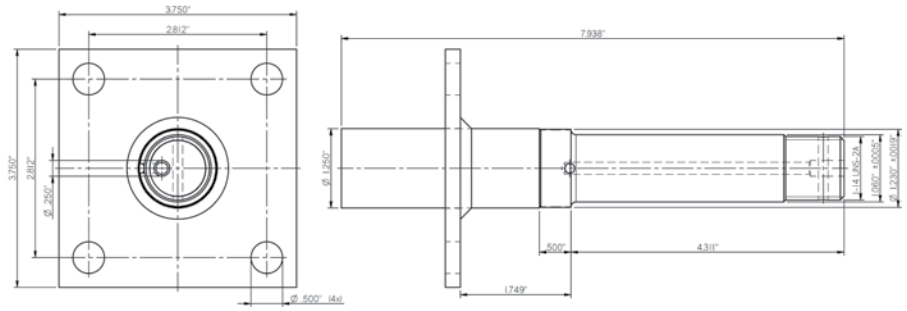

Description	Axle load capacity	Art. nr.
Hydraulic brake backing plate 12,25" left	10 000 lbs	6BK306.001
Hydraulic brake backing plate 12,25" right	10 000 lbs	6BK306.002



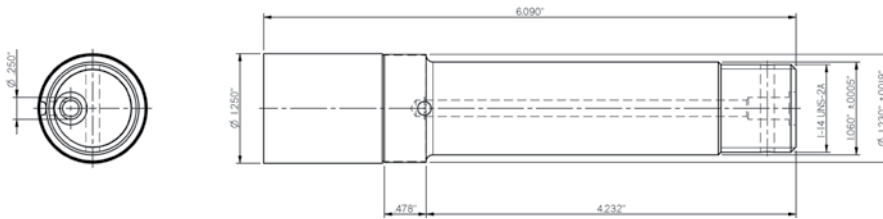


SPINDLES

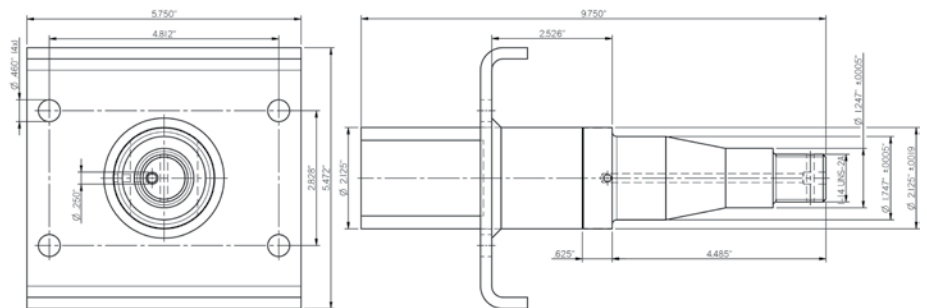
6B2466



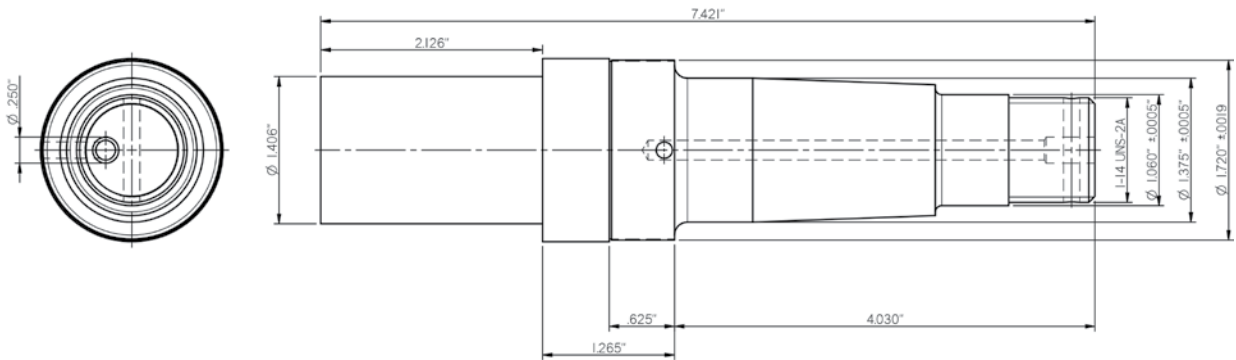
6B2467



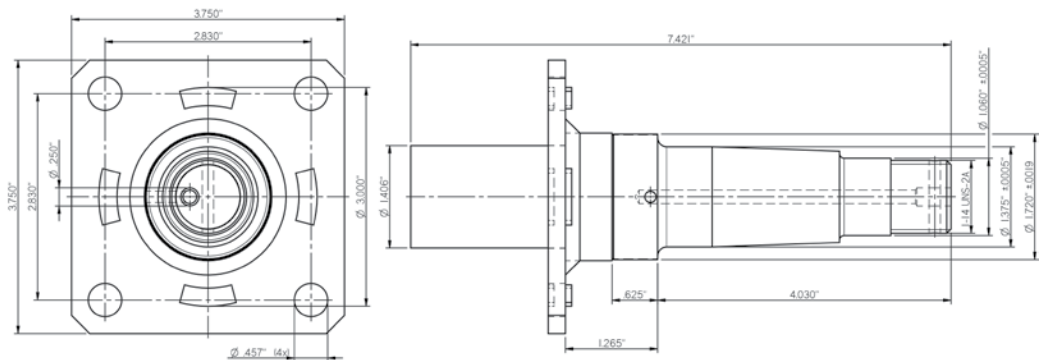
6B2477



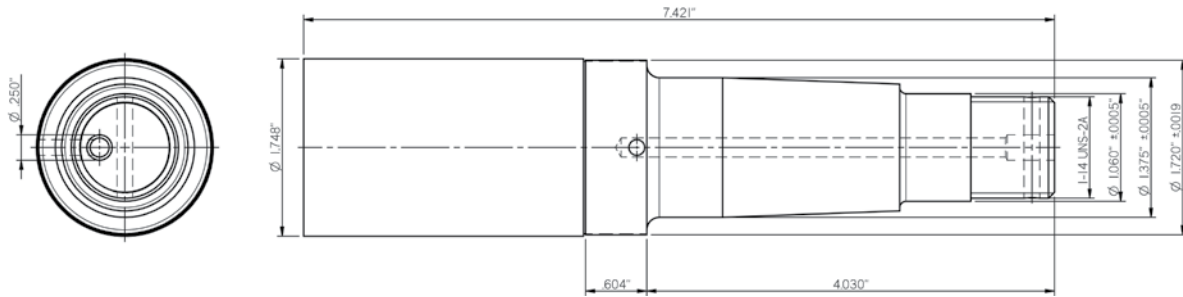
6B2478



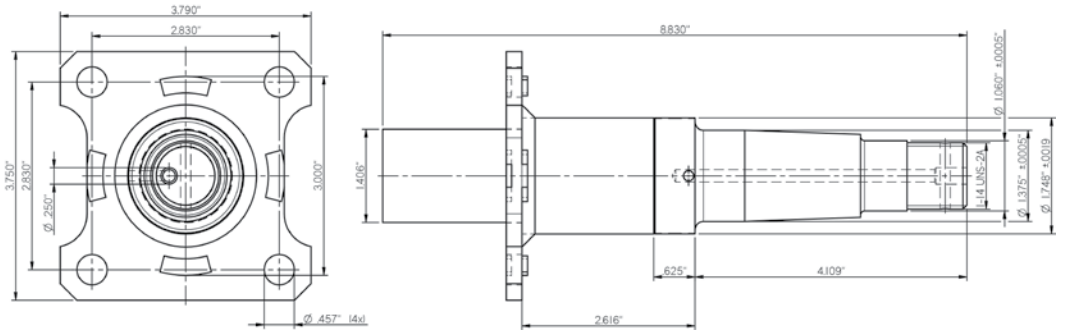
6B2480



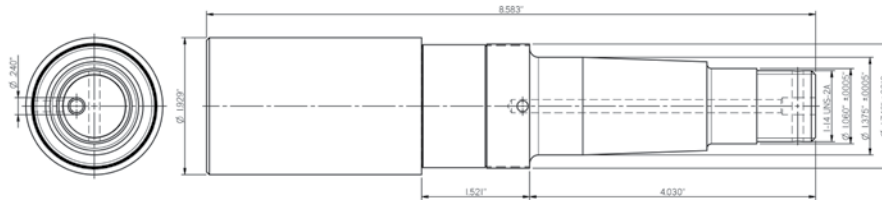
6B2485



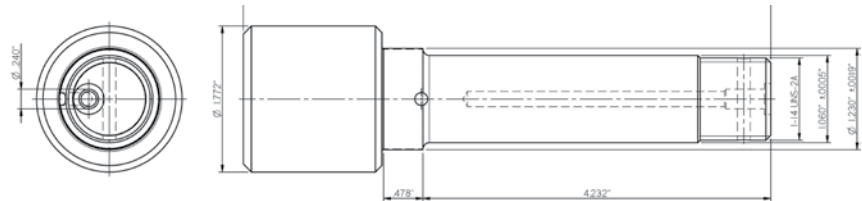
6B2507



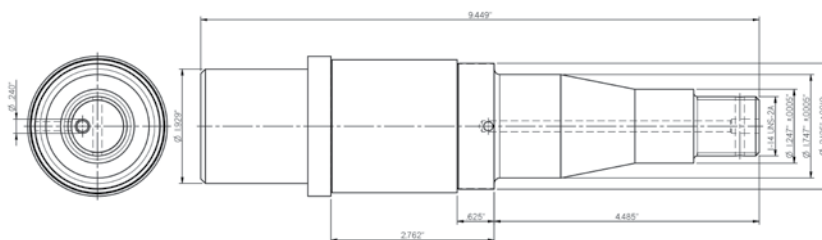
6B3580



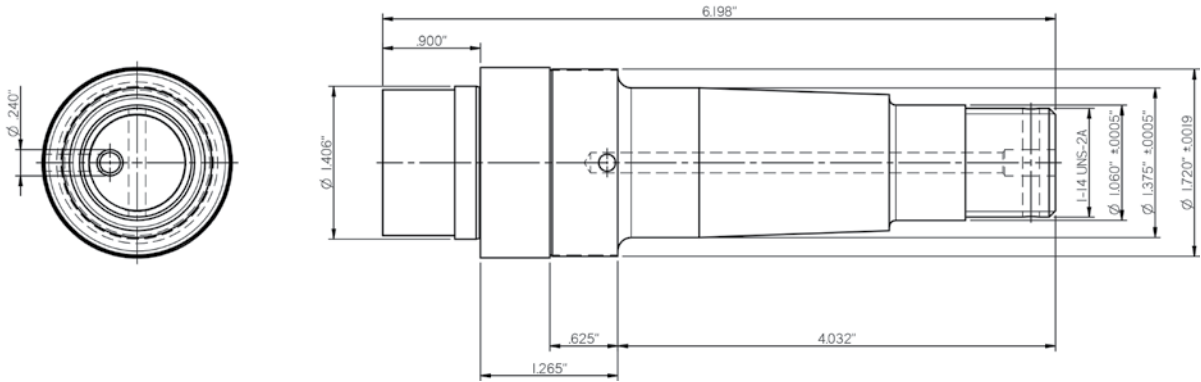
6B4214



6B7670



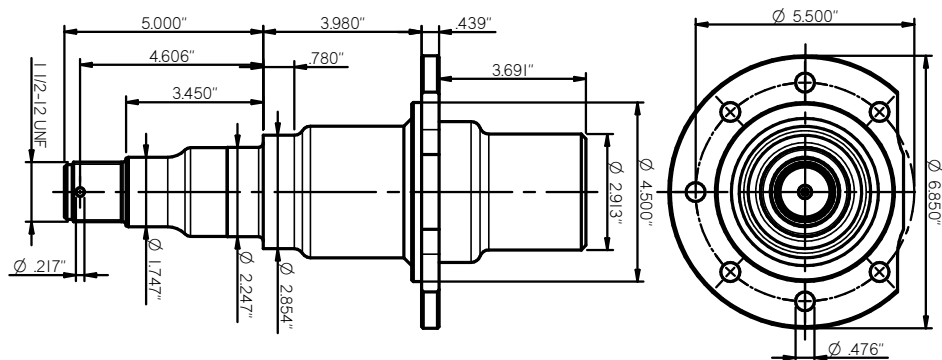
6B9829




6BK409

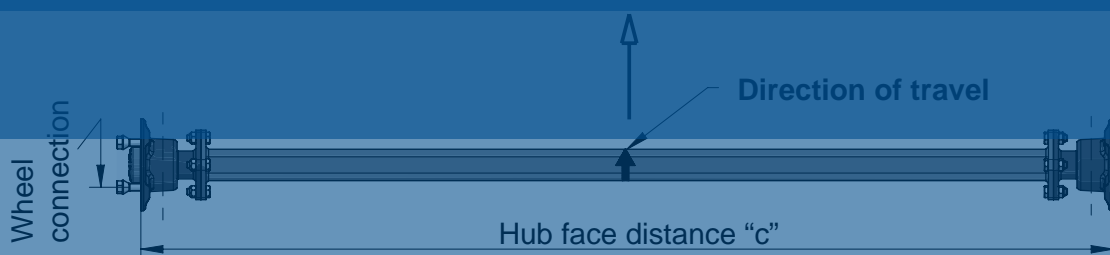
Load capacity (lbs)

10 000





UNBRAKED SPRING AXLES



Unbraked spring axle

NEW DESIGN!

Solid axle with additional protector cup that protects the seal against stones and debris in a harsh environment.

Product can be used for utility trailers.

Load capacity up to 12000 lbs.

Standard surface treatment:

- hot-dip galvanization
- painting

Load capacity:

- 1500 lbs - 12000 lbs

Axle body type:

- tube
- square tube

Bearing type:

- conical bearing
- compact bearing

Includes:

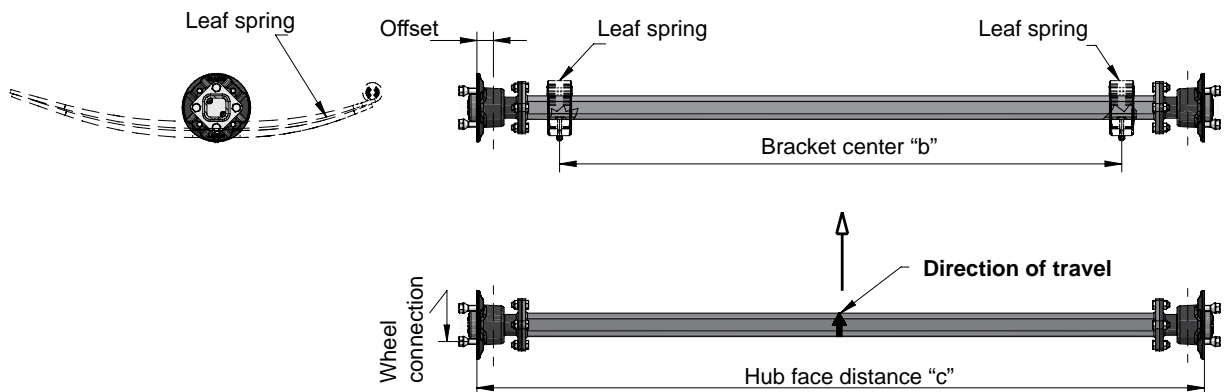
- axle with type plate
- hub or drum brake

Additional:

- leaf spring
- shock absorber
- protector cup


If you are interested in our product, please give the following parameters to our sales personnel to enable us to choose the best version for you suited to your needs:

- **c, b size**
- **Load capacity**
- **Wheel connection**
- **Offset**



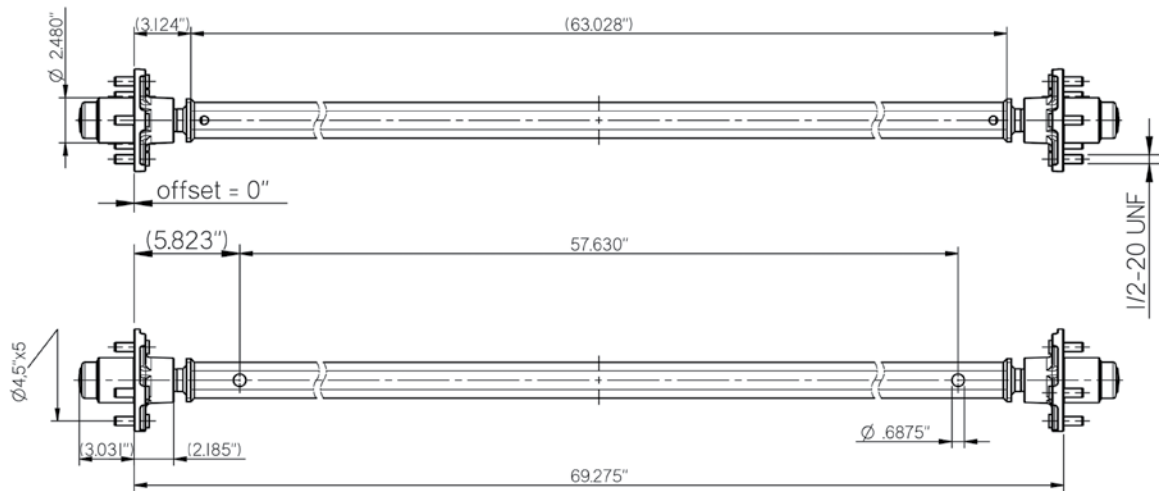
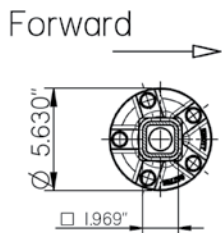
Spring axle 1500 lbs

Load capacity (lbs)
1500



Spring axle 2000 lbs

Load capacity (lbs)
2000




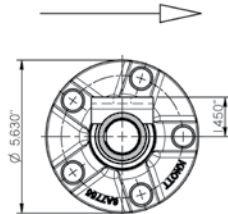
Spring axle 3500 lbs

Load capacity (lbs)

3500



Forward



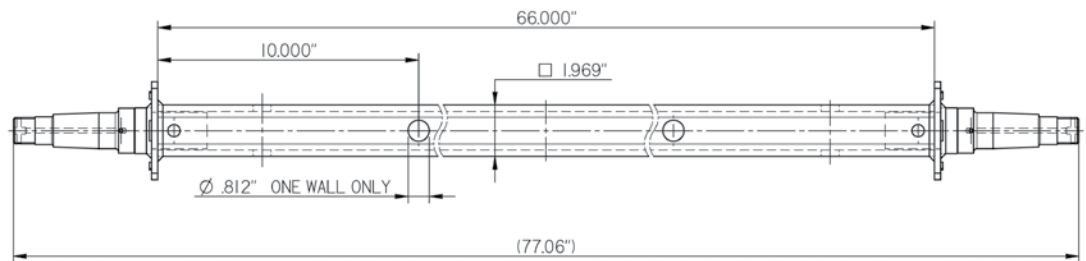
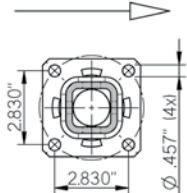
Spring axle 3750 lbs

Load capacity (lbs)

3750



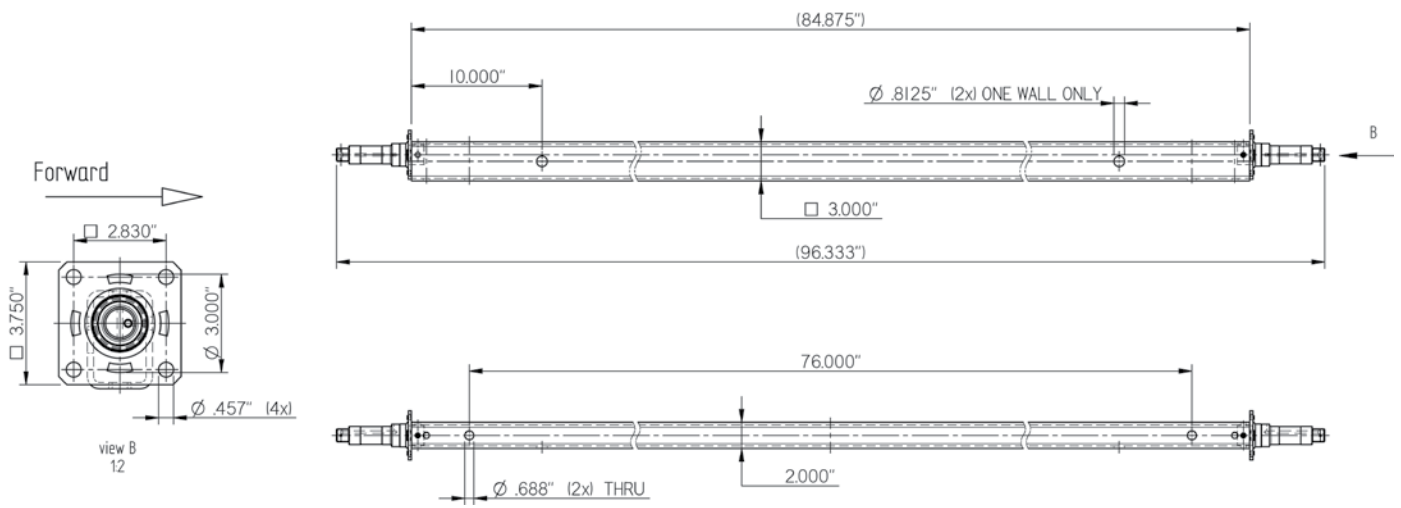
Forward



Spring axle 4200 lbs

Load capacity (lbs)

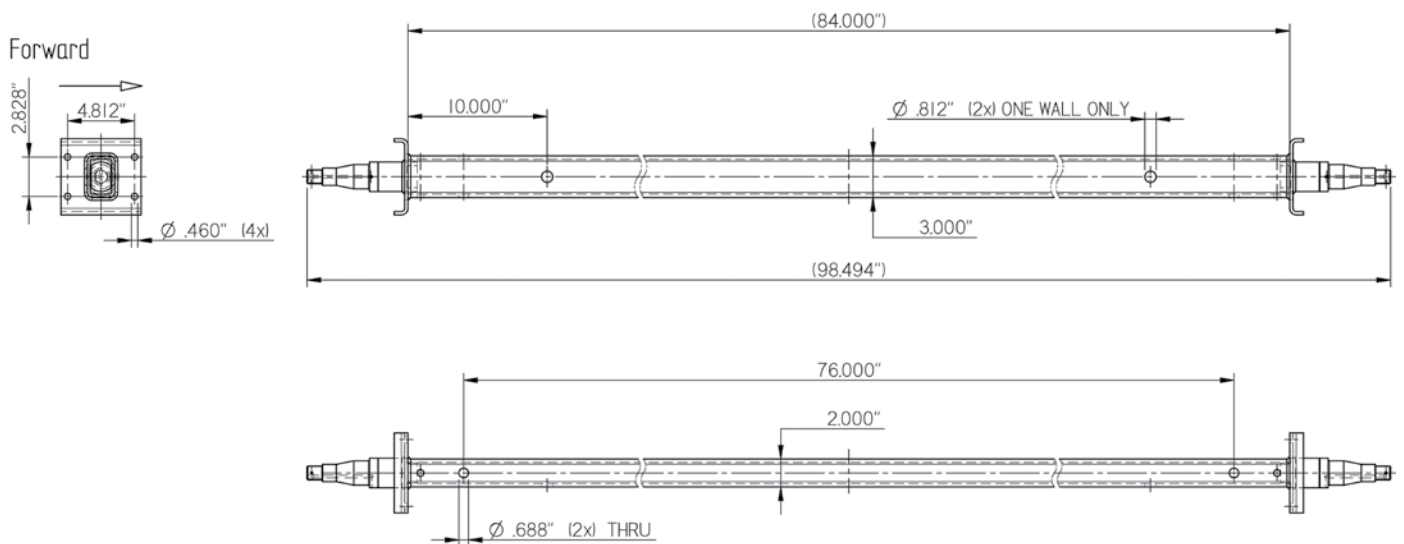
4200



Spring axle 6000 lbs

Load capacity (lbs)

6000



Spring axle 6000 lbs

Load capacity (lbs)

6000

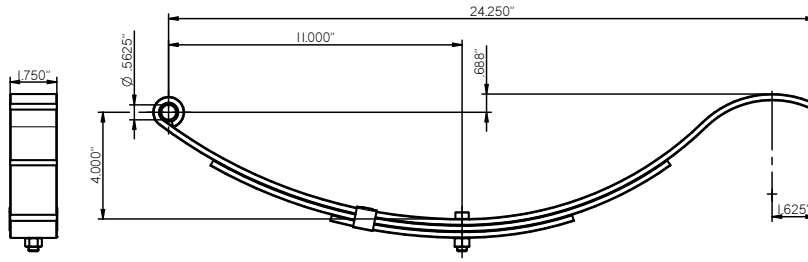


LEAF SPRINGS

6BB171

Load capacity (lbs)

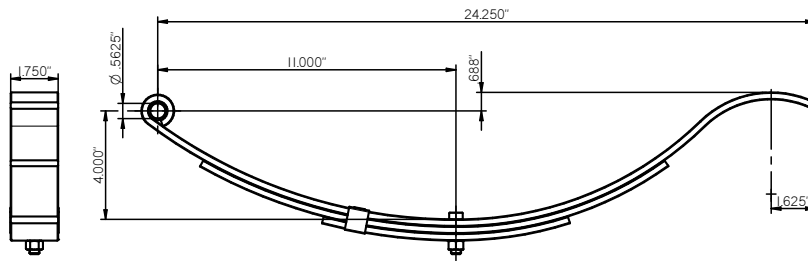
600



6BB174

Load capacity (lbs)

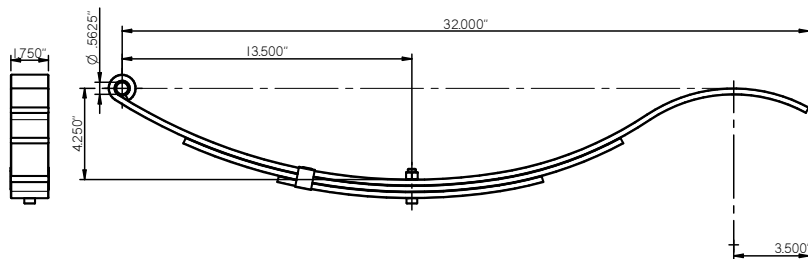
750



6BB172

Load capacity (lbs)

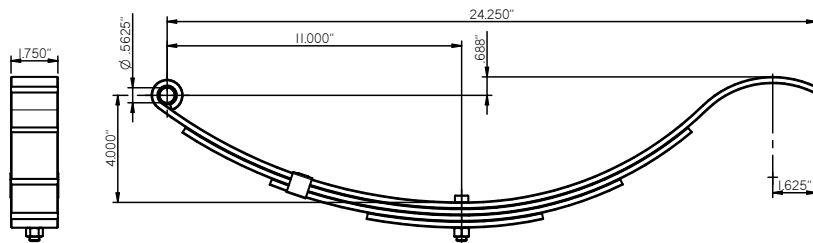
800



6BA875

Load capacity (lbs)

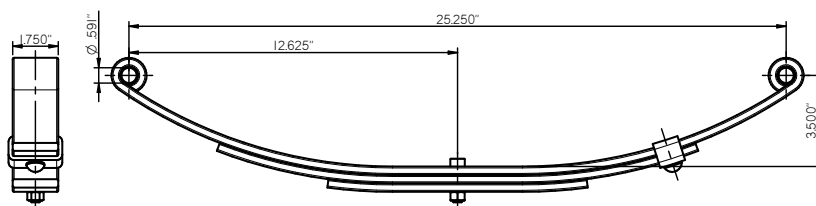
1000



6B8246

Load capacity (lbs)

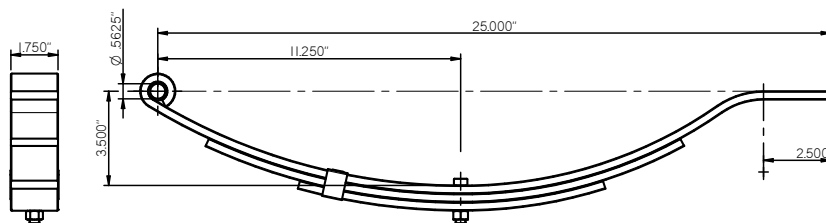
1100



6BB173

Load capacity (lbs)

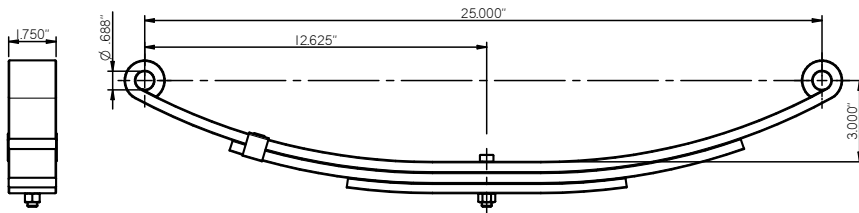
1500



6BC660

Load capacity (lbs)

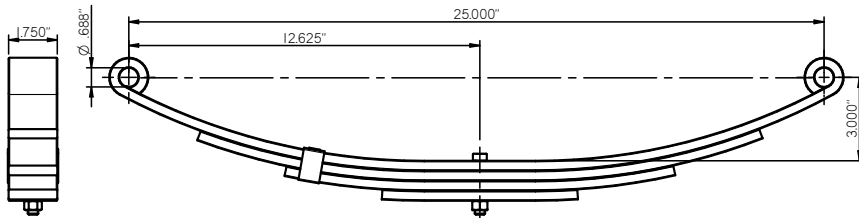
2000



6BC661

Load capacity (lbs)

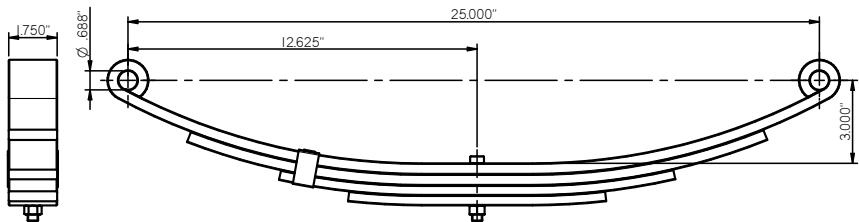
2500




6BC662

Load capacity (lbs)

2500



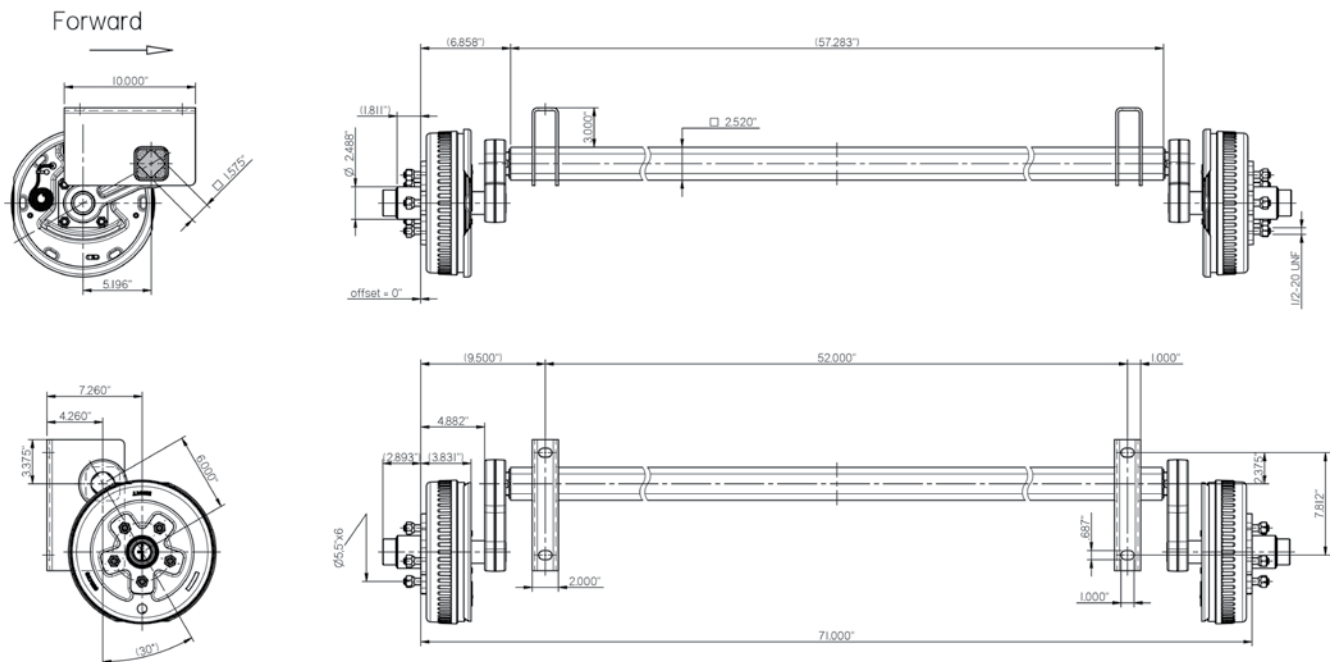



ELECTRIC BRAKED AXLES

Electric braked axle 3500 lbs

6AE466

Load capacity (lbs)
3500

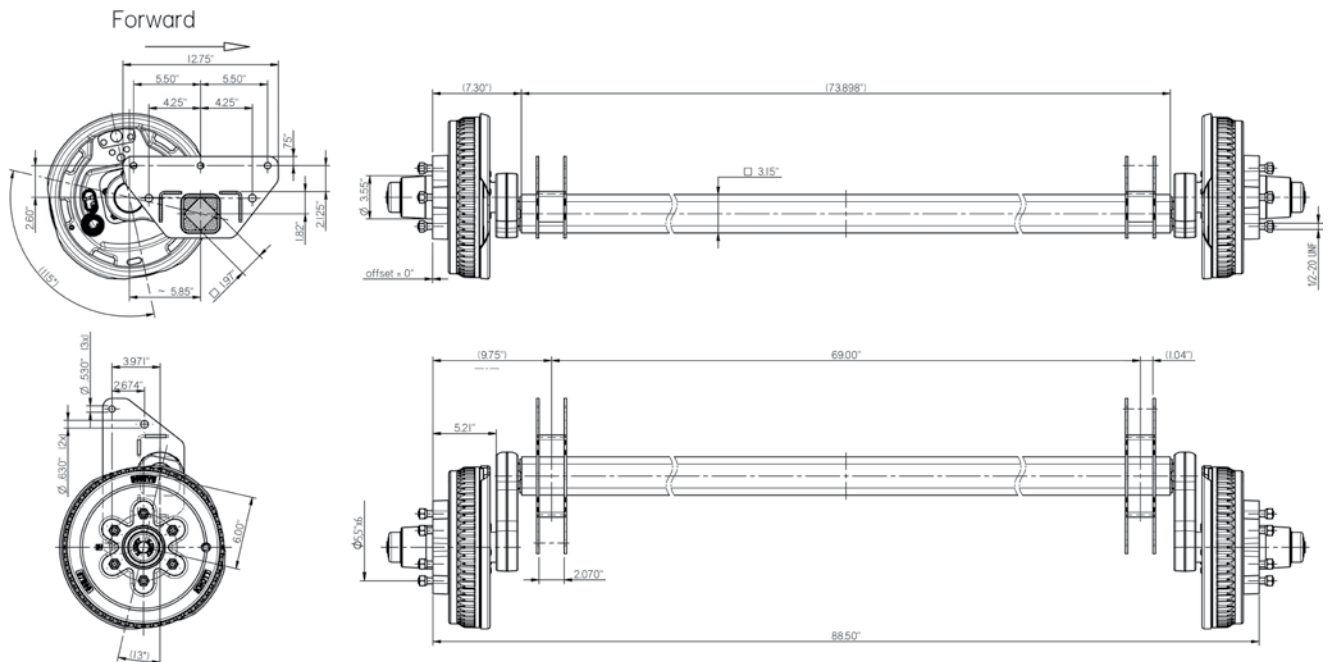


Electric braked axle 6000 lbs

6AE600

Load capacity (lbs)

6000



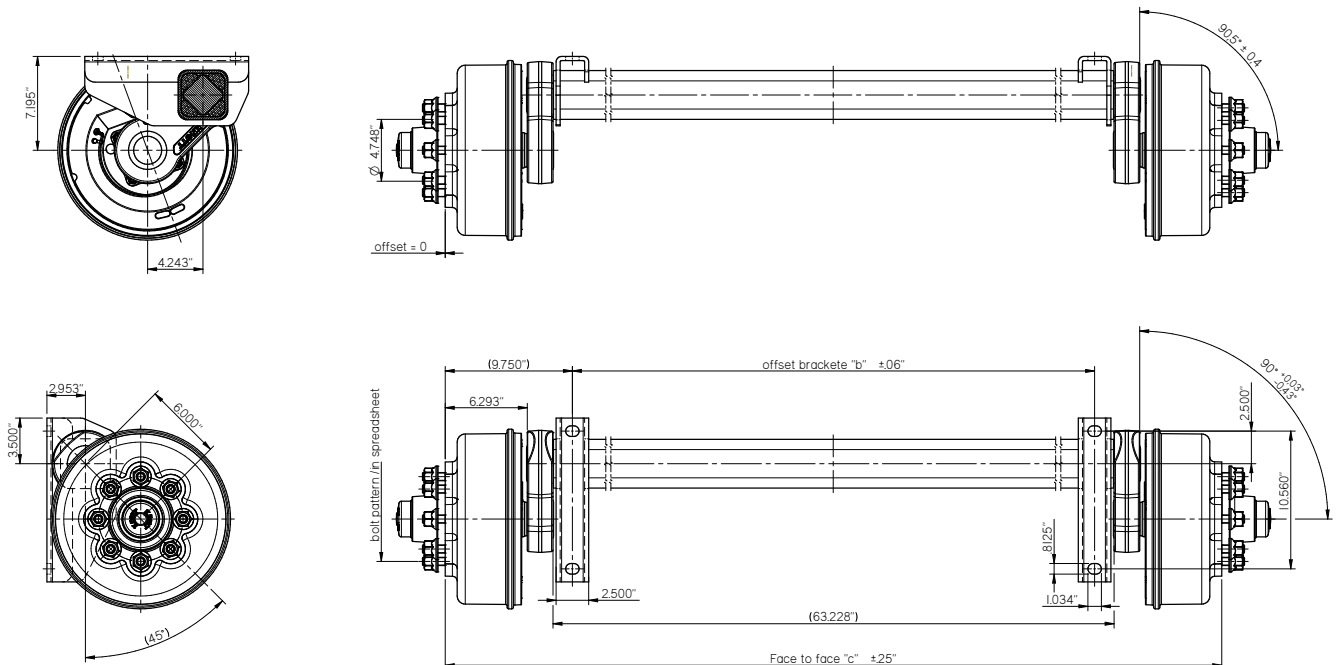
Electric braked axle

8000 lbs

6AE537

Load capacity (lbs)

8000

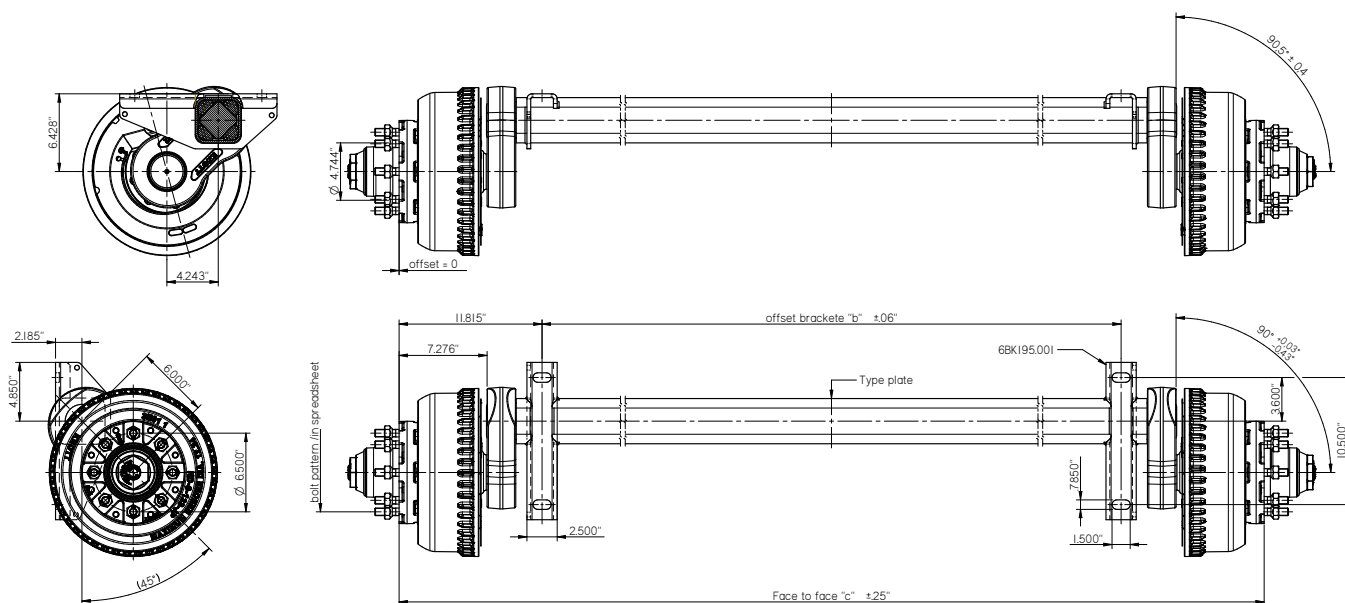



Electric braked axle 10 000 lbs


6AG054

Load capacity (lbs)

10 000

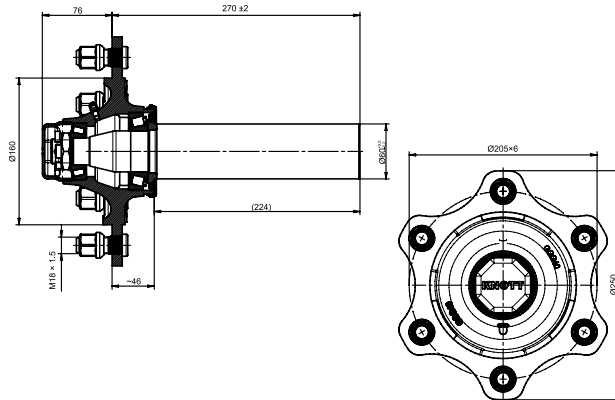




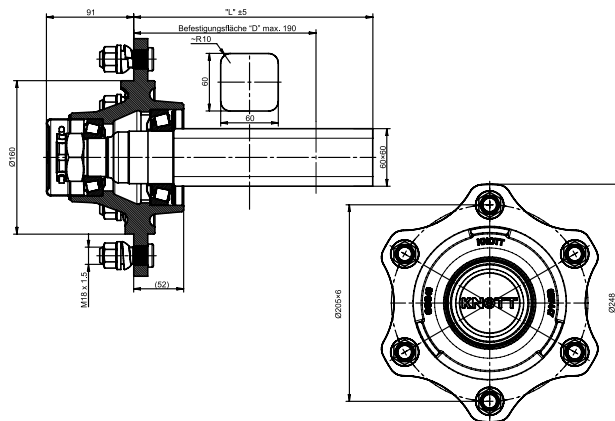


AGRICULTURAL AXLES

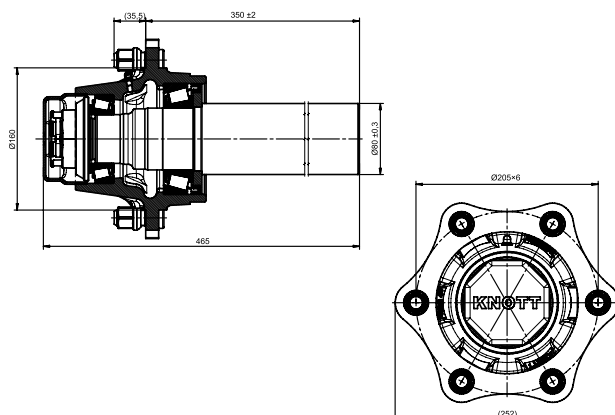
Unbraked hub and stub for agricultural axles



FNK45

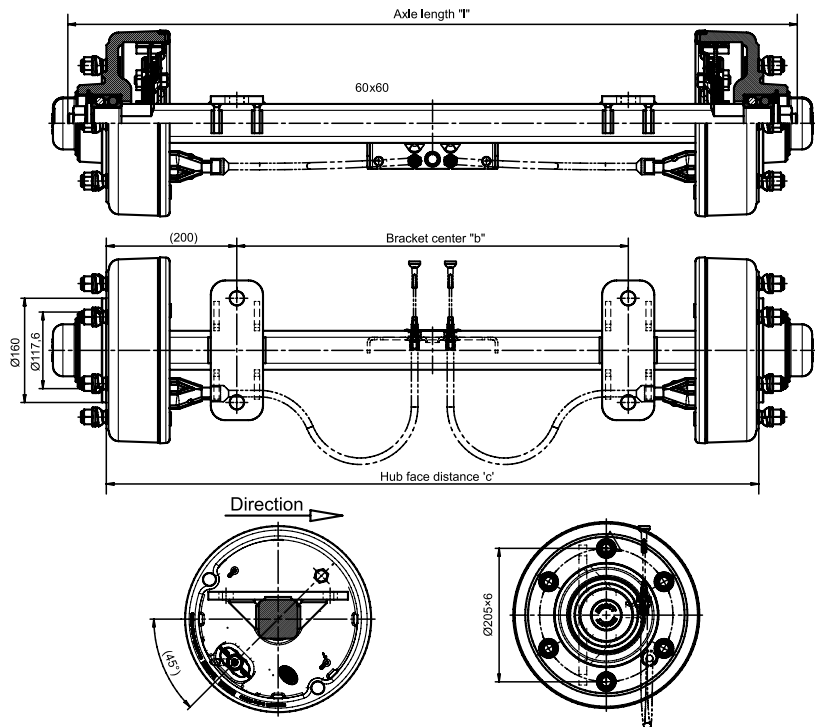
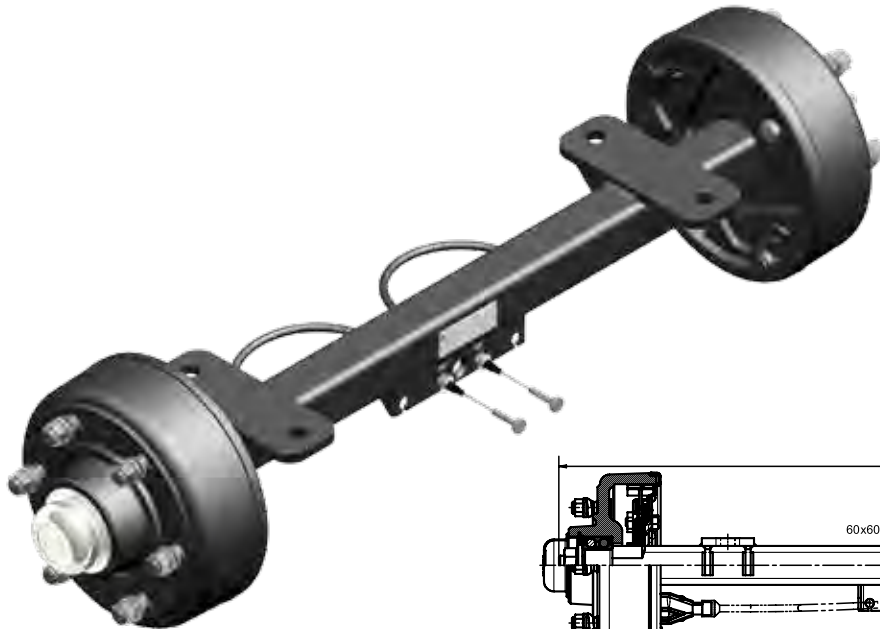


FNK47




FNK59

Braked axle for agricultural machinery

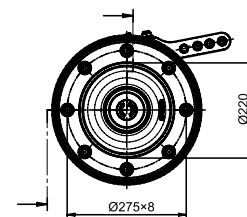
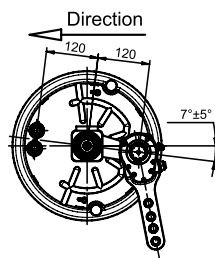
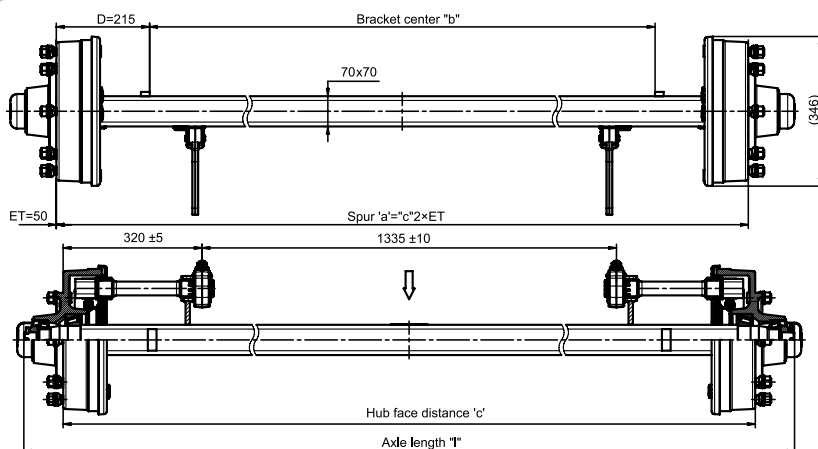
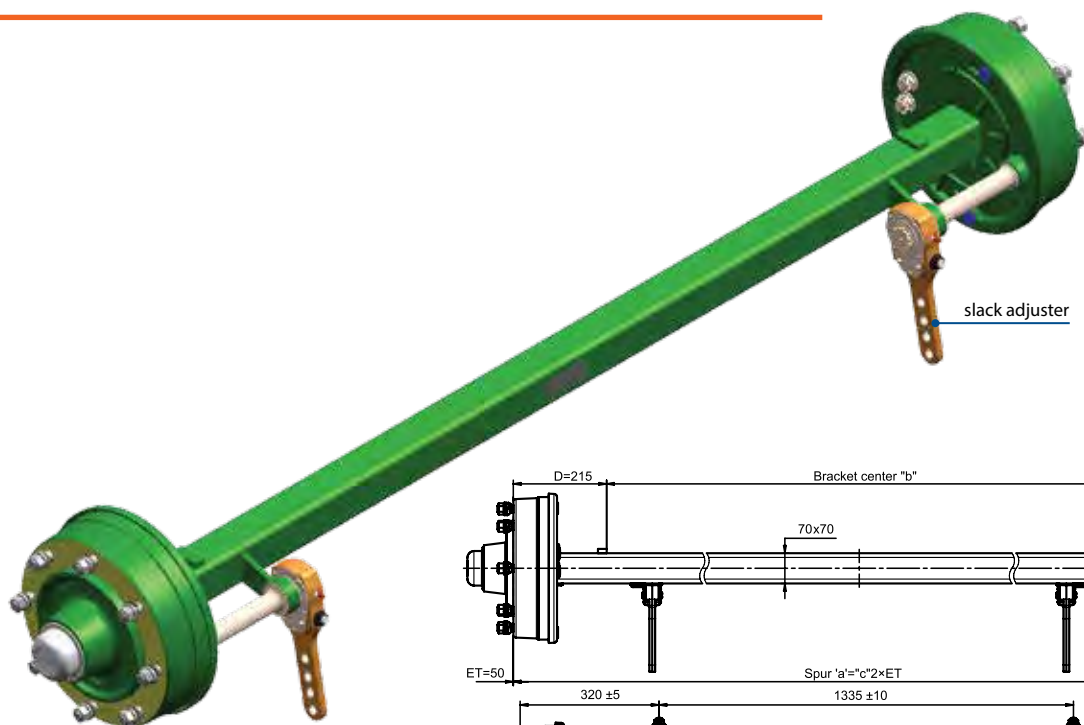


Axle	
Drawing Nº:	6AC342
Brake:	250×40
Brake type:	25-2025
Certification:	361-007-94
Automatic reverse control:	Backmat
Center hole:	Ø 6 17/32"
Type	
	VRB27 200
Article Nº:	6AC342.001
Brake control:	spread lever
Status:	-
Greasing nipple:	none
PCD:	205×6


VRB27	Speed	Load capacity
	40 Km/h	8000 lbs




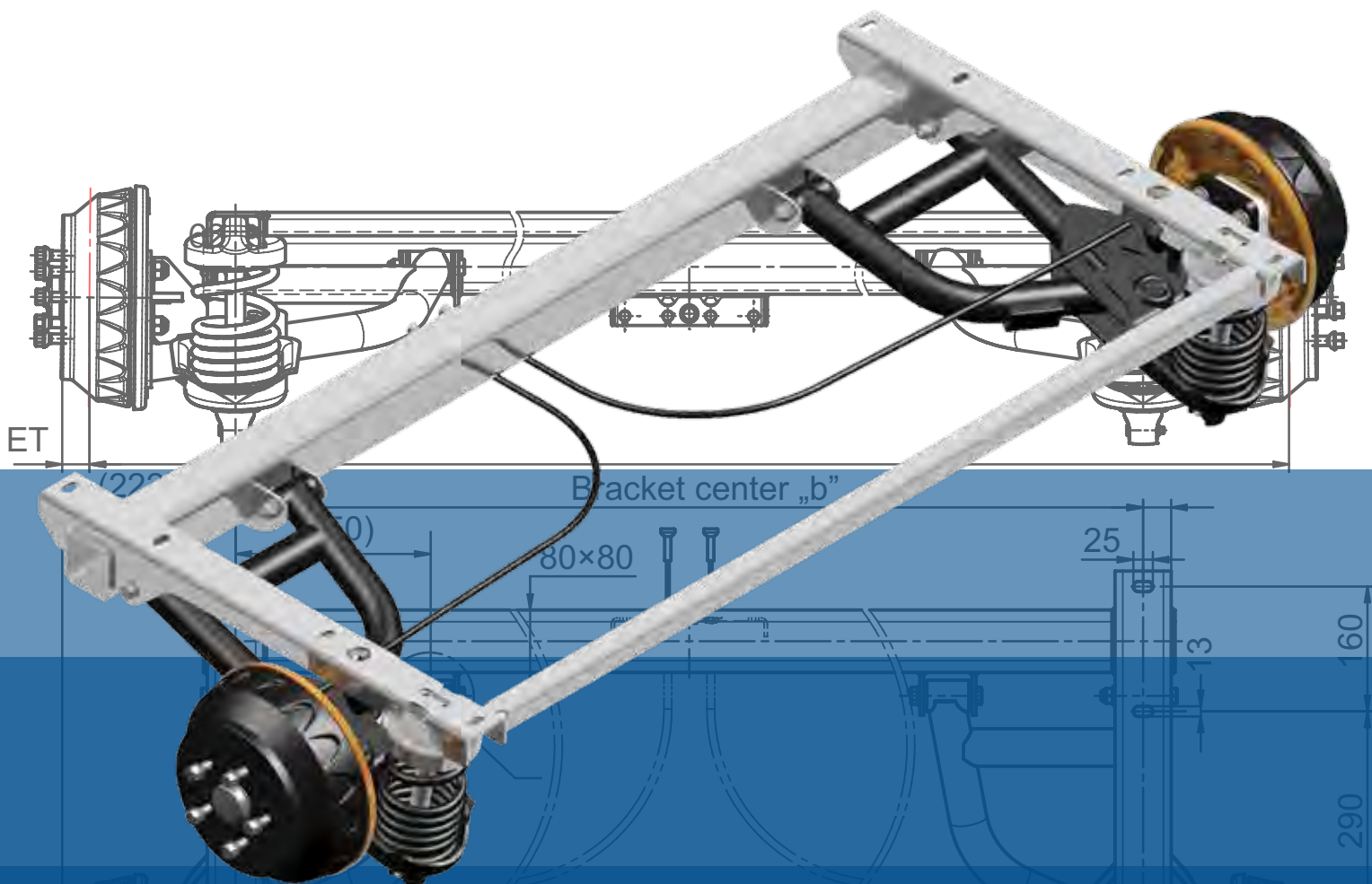
Braked axle for agricultural machinery



Axle	
Drawing Nº:	6AA949
Brake:	300x60
Brake type:	30-4305
Certification:	361-047-12
Automatic reverse control:	none
Center hole:	Ø 8 21/32"
Type	
	VRB37 215
Article Nº:	6AA949.001
Brake control:	CAM, N
Status:	-
Greasing nipple:	none
PCD:	275x8

VRB37	Speed	Load capacity
	40 Km/h	8000 lbs





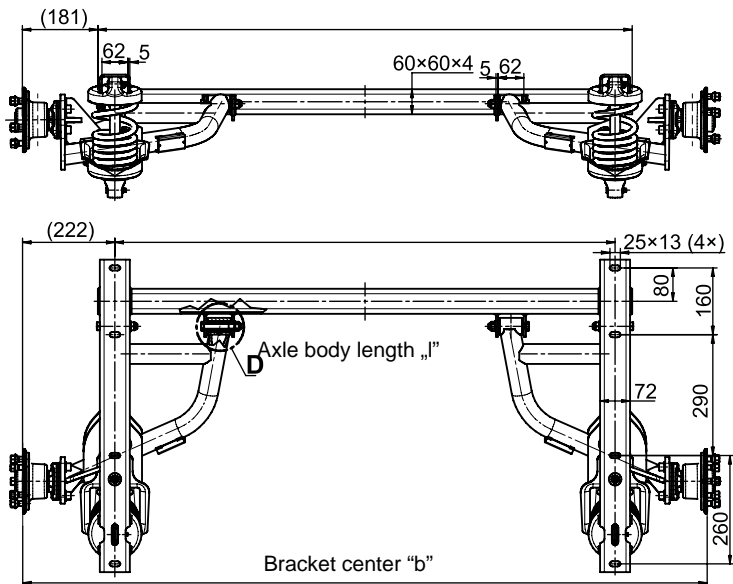
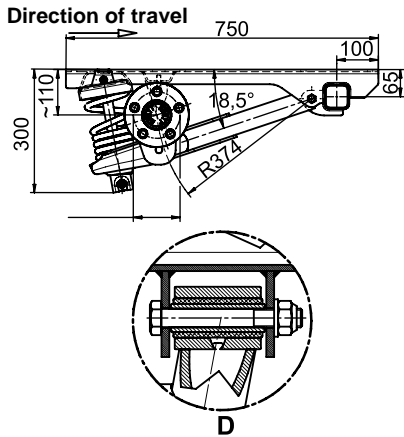
SPIRAL SPRING AXLES

Braked axle with spiral spring 3000 lbs

SG13-L

Load capacity (lbs)

10 000




For more information please contact our sales personnel!
These axles are available according to inquiry.
More variants are available. Please ask our sales personnel for actual drawings!

"C" (mm)	"b" (mm)	"l" (mm)	Offset (mm)
1644	1200	1282	Ø112×5
1544	1100	1182	Ø112×5
1444	1000	1082	Ø139,7×6
1544	1100	11820	Ø139,7×6

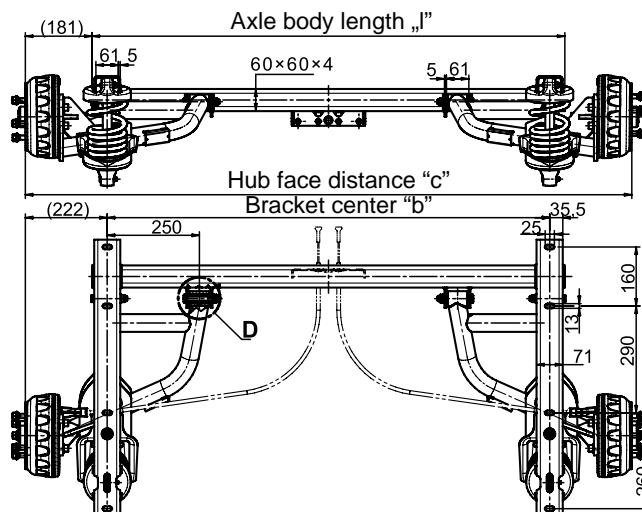
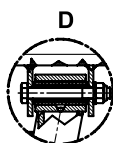
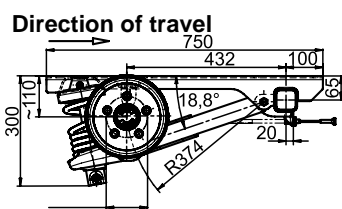


Braked axle with spiral spring 3000 - 3300 - 4000 lbs




Type	Load capacity (lbs)	"c" (mm)	"b" (mm)	"l" (mm)	"x" (mm)
SGB13-L	3000	1644	1200	1282	
SGB15-MV	3300	2146	1670	1752	1598
SGB18-MV	4000	1844	1400	1482	1331

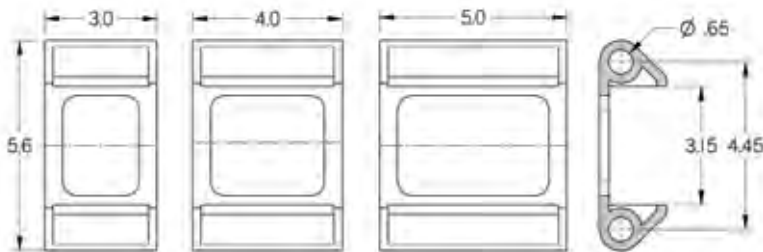
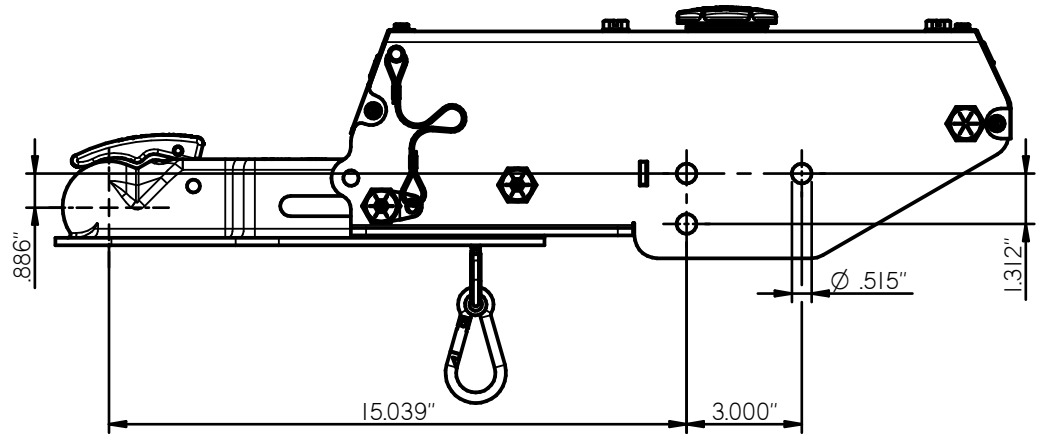
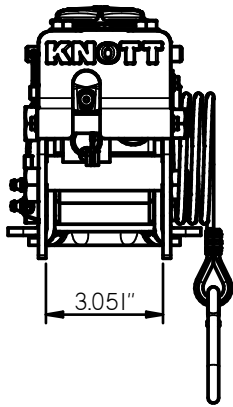
Offset (mm)	ET (mm)
Ø112×5	26 - 35
Ø112×5	0 - 45
Ø112×5	26 - 35






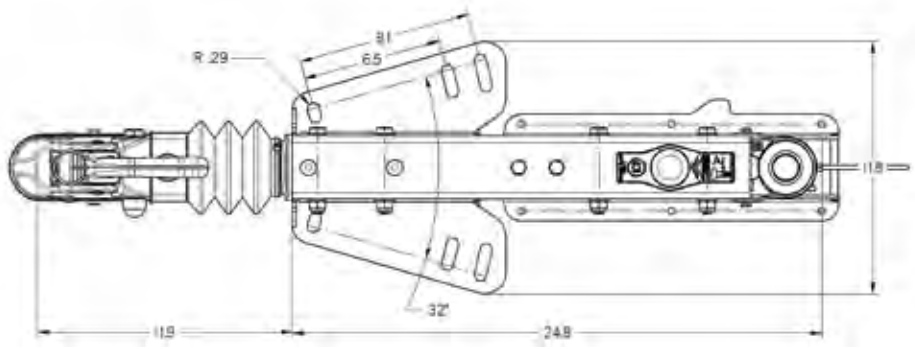
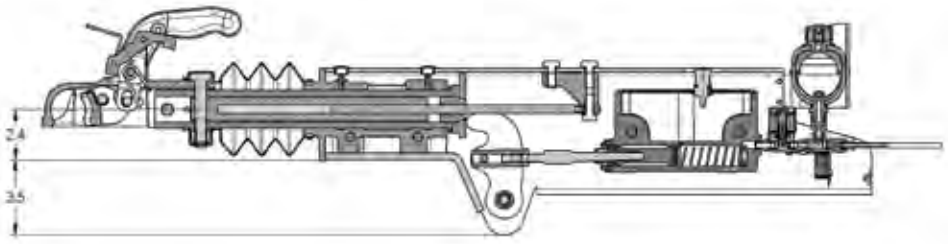
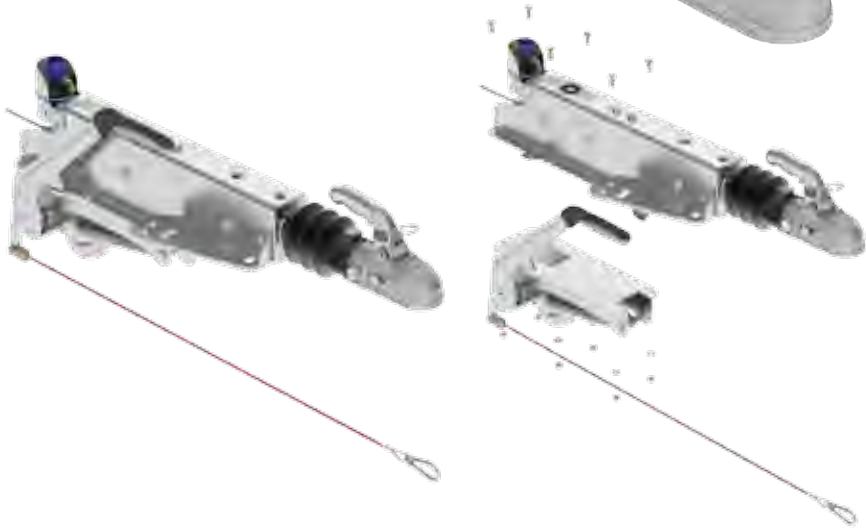


ACTUATORS





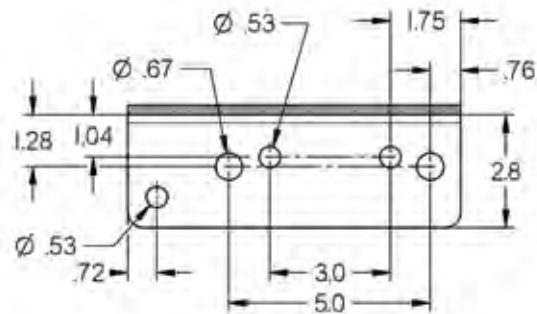
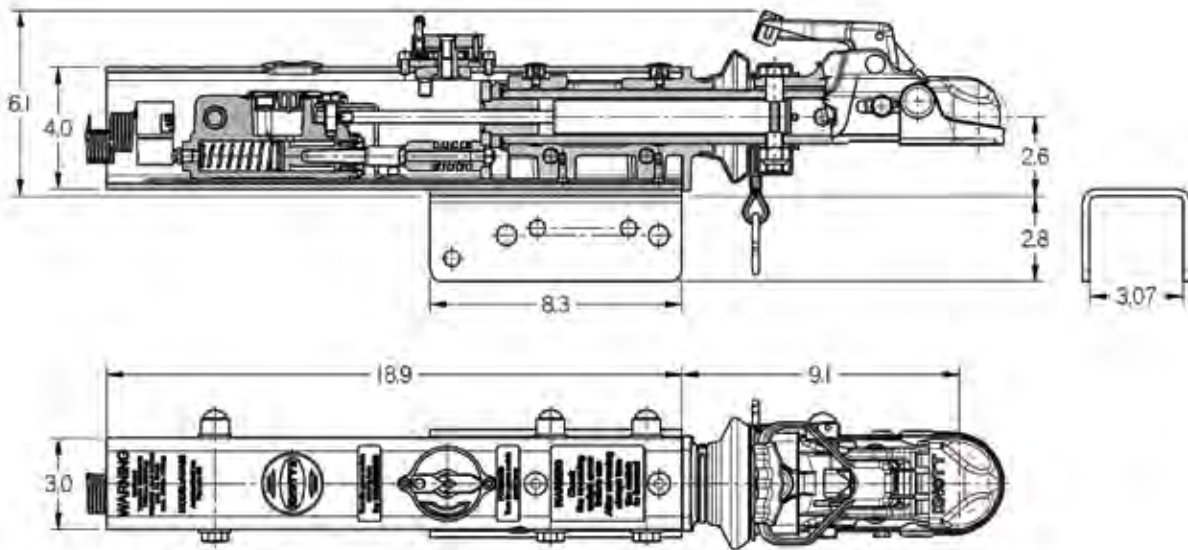
Type	Capacity
AHR18-A	3500 - 4000 lbs
AHR18-C	2200 - 3800 lbs
AHR35-A	5600 - 7700 lbs
AHR35-B	3400 - 5600 lbs

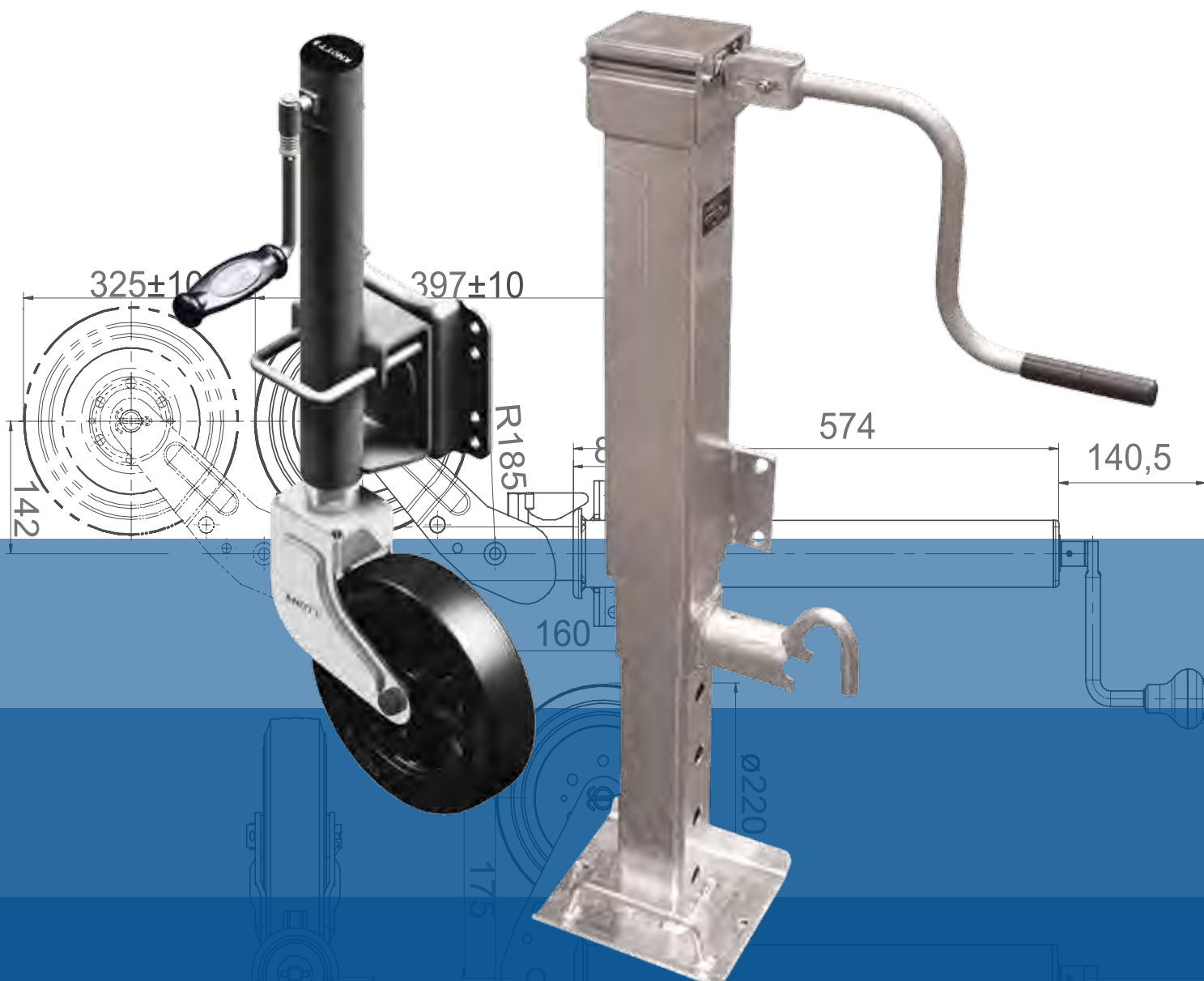




Load capacity (lbs)

7500





TONGUE JACKS, STANDS

JOCKEY WHEELS AND STANDS

The product can be used:

- for stabilizing the trailer nose
- as a stay-bar for trailers
- with jockey wheel to move the trailer easily

Surface treatment:

- hot-dip galvanization
- galvanization

Advantages:

- low maintenance cost
- swing-away option for comfortable and safe use
- the wheel is provided with needle roller or sliding bearing
- steel plate driving level with bearing and a d=5 mm pin
- automatic or fixed jockey wheel
- rotatable up to 90°
- universal crank

Operating the swing-away swivel jack

Thanks to the swing-away swivel the jockey wheel and prop stand makes travelling safer. Before travelling with your trailer, put the jack into horizontal position. This way the wheel is not able to touch the ground which prevents fraying. When the vehicle is stopped put the jack into vertical position.

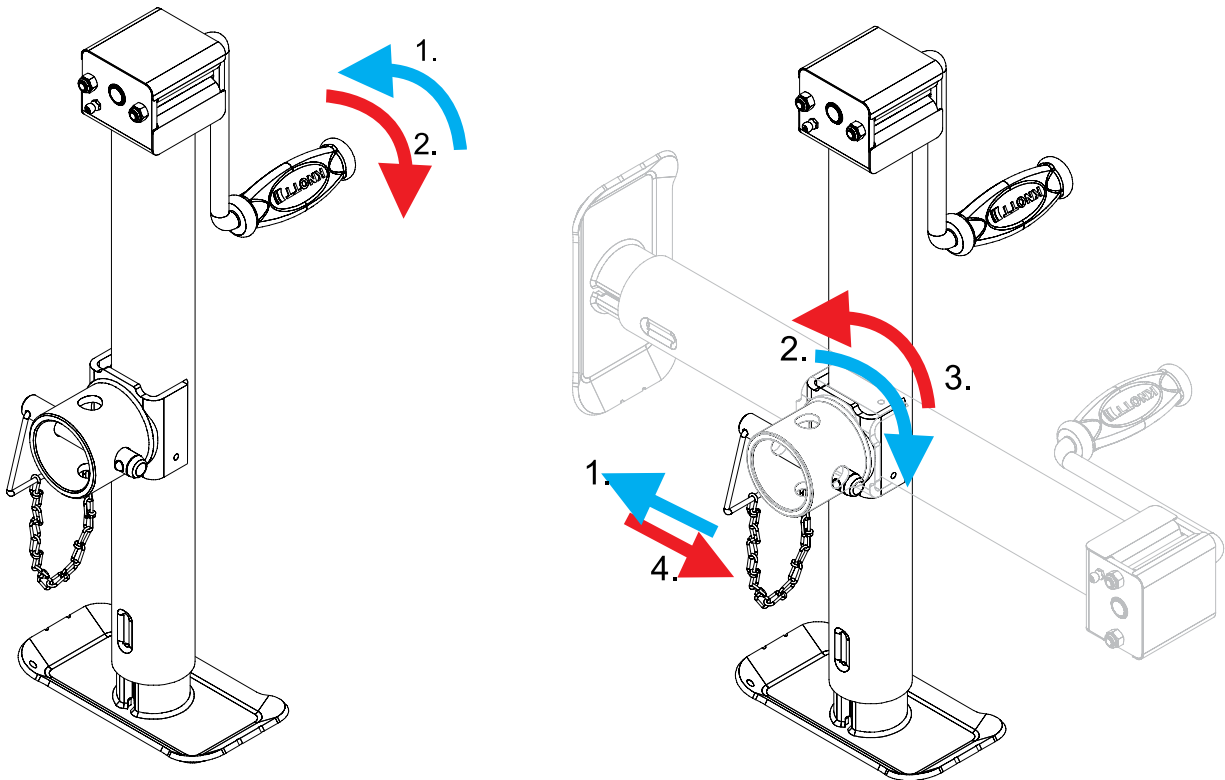
In both vertical and horizontal positions the plunger must be secured into the mating hole of the mounting bracket.

Operating instructions of the swing-away swivel:

1. Secure the trailer
2. Pull the plunger pin (U-bolt) out of the opening
3. Swivel the jack
4. Rotate either left or right until the plunger pin snaps properly into the hole of the mounting bracket

Please ask for further information from our contact about the assembly and operating of the Autoflex jockey wheel.

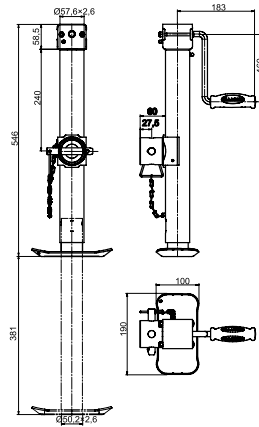
Operating instructions of the swing-away swivel



STANDS



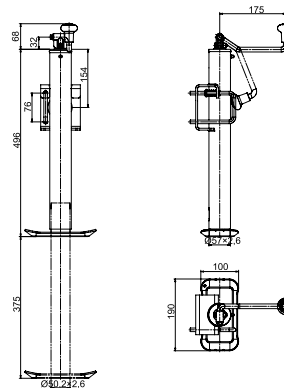
1



2



4




3



5



Mounting tube
6D8080.001



Mounting bracket
6D7986.001

■ For these prop stands the mounting bracket and the tube must be ordered separately!

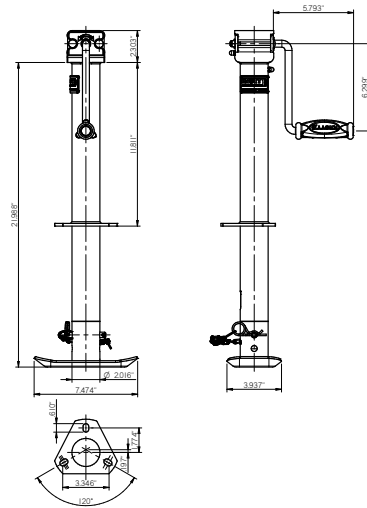

Nº	Model	Vertical load (max.)	Note	Art. number
1	TTL 57	2000 lbs	Hot-dip galvanized + KTL + powder coated	6D7917.001
2	TTL 57	2000 lbs	Hot-dip galvanized + KTL + powder coated	6D7907.001
3	TTL 57	2000 lbs	Hot-dip galvanized + KTL + powder coated	6D7931.001
4	TTL 57	2000 lbs	Hot-dip galvanized + KTL + powder coated	6D7975.001
5	TTL 48	1200 lbs	Hot-dip galvanized + KTL + powder coated	6D8443.001

Telescopic stand 2000 lbs

6D8632

Load capacity (lbs)

2000

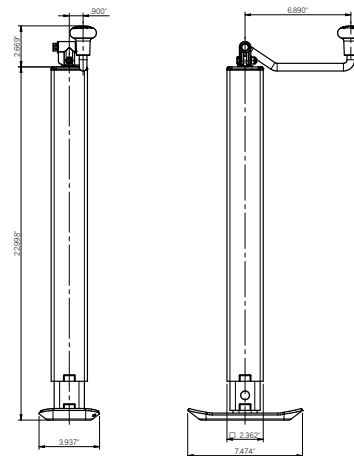


Telescopic stand 5000 lbs

6D8064

Load capacity (lbs)

5000

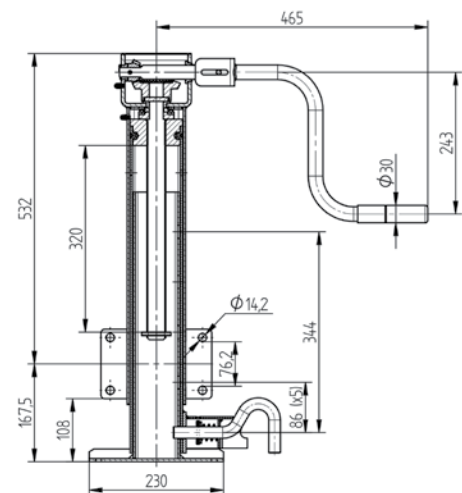


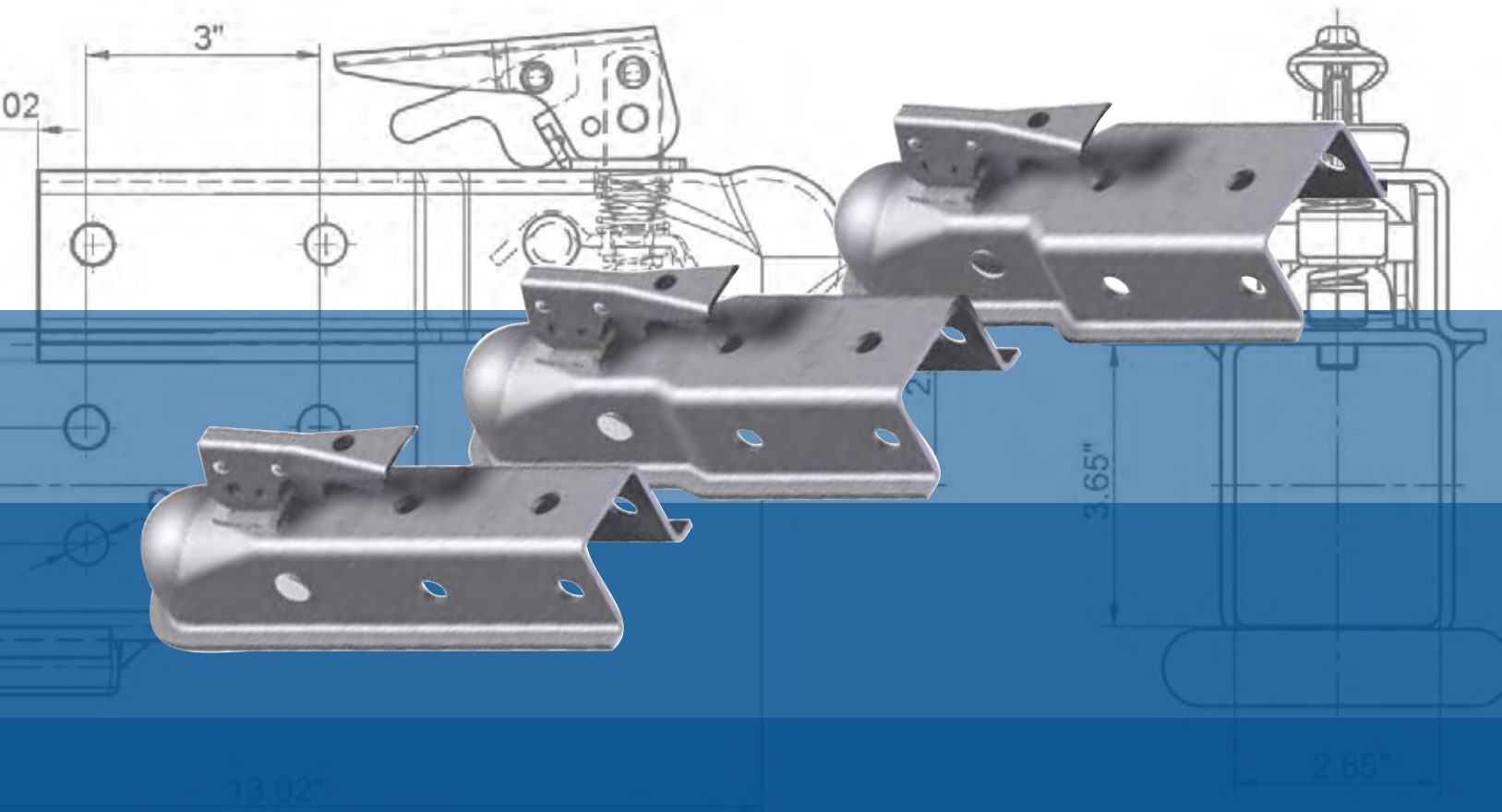
Heavy duty telescopic stand 10 000 lbs

6D8830

Load capacity (lbs)

10 000

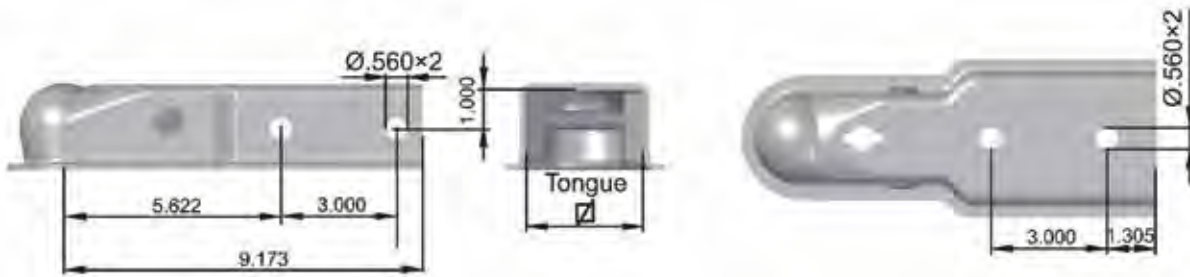





COUPLERS

Coupling head 2"

- SAE Class: II
- Construction: stamped steel
- 157" wall thickness
- Reinforced design
- These type of couplers are sold on the USA market

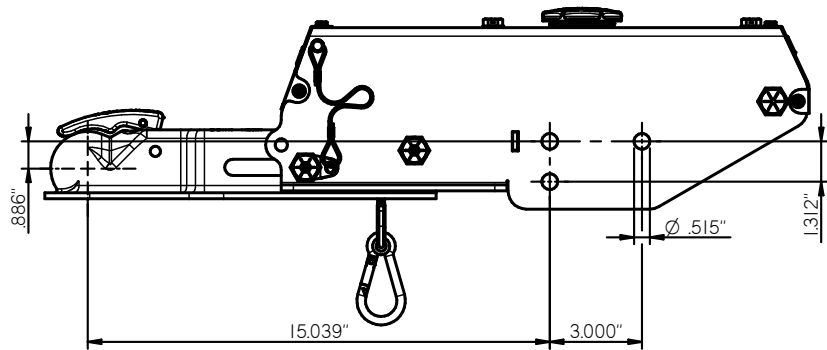
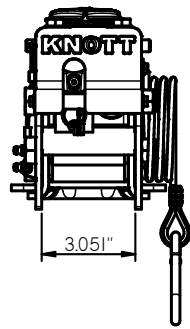


Type	Trailer GVW (Lbs)	Ball size (in)	Tongue (in)	SAE Class	Construction	Art. Nr.
6E250	3500	2"	2"	II	Stamped Steel	6X1393.008
6E251	3500	2"	2 1/2"	II	Stamped Steel	6X1393.009
6E252	3500	2"	3"	II	Stamped Steel	6X1393.010

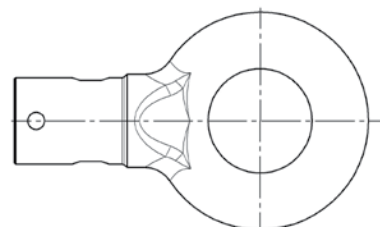
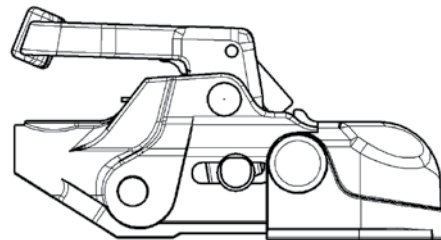
Trailer GVW (Lbs)	Ball size (in)	Tongue (in)
3500	2"	2"
3500	2"	2 1/2"
3500	2"	3"
5000	2"	2"



Coupling head



Coupling head

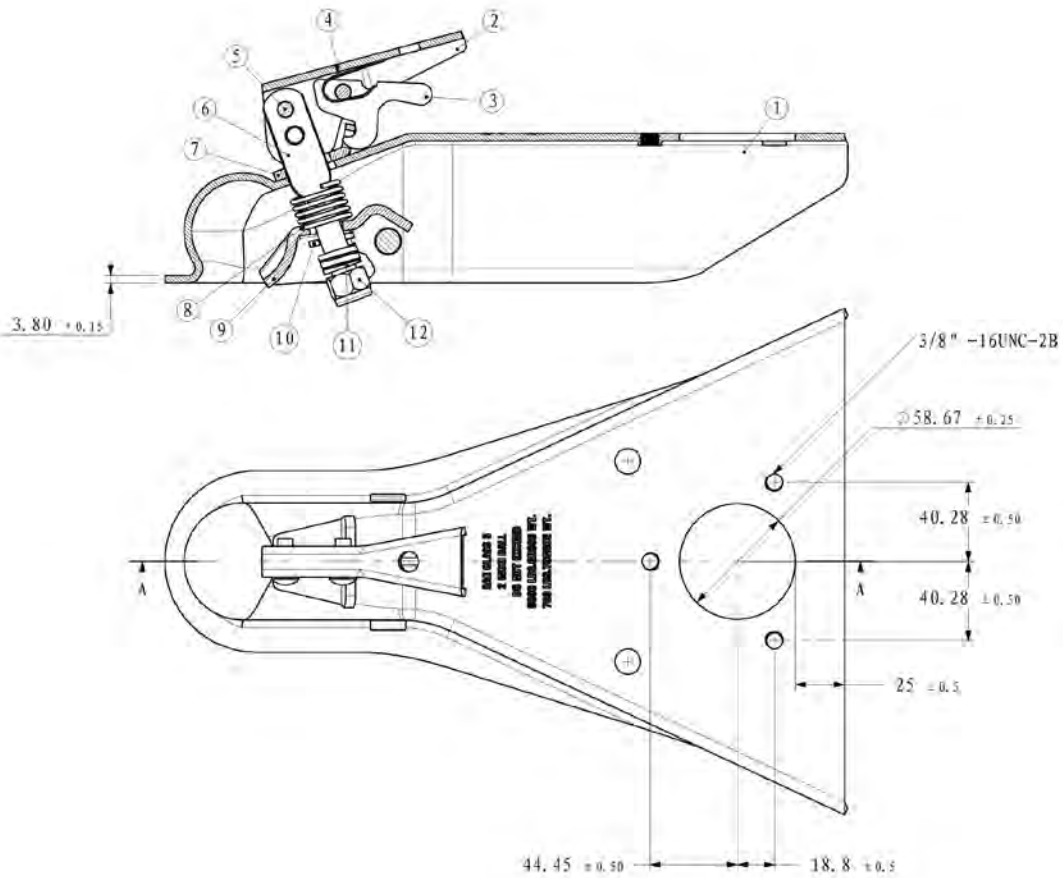


Coupling head 5000 lbs

Load capacity (lbs)

5000

■ Ø 2"

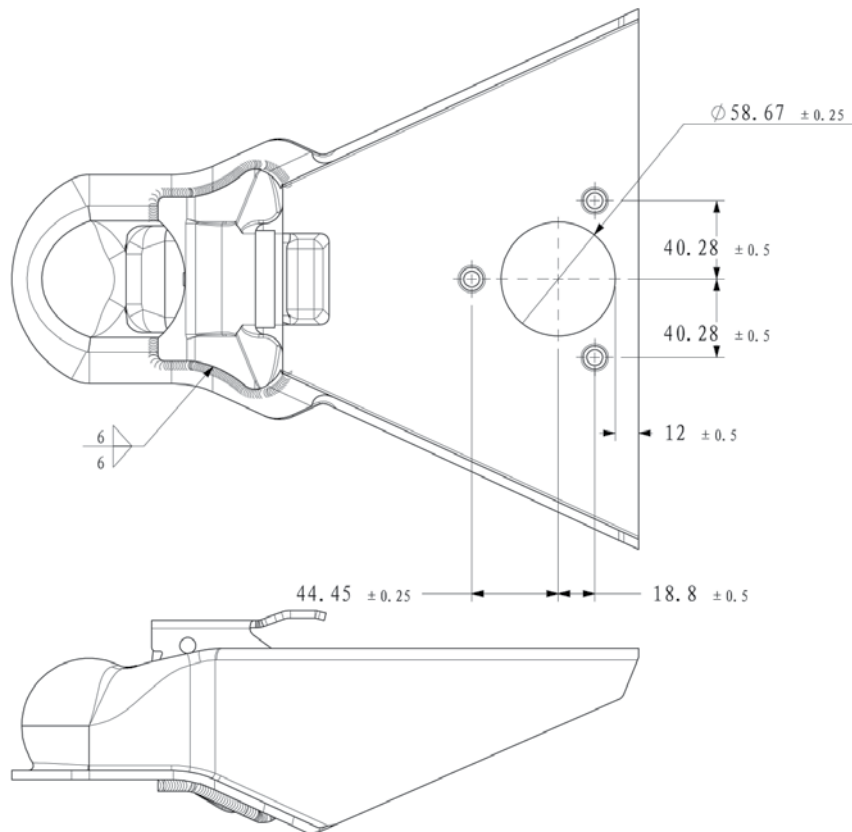


Coupling head 14 000 lbs

Load capacity (lbs)

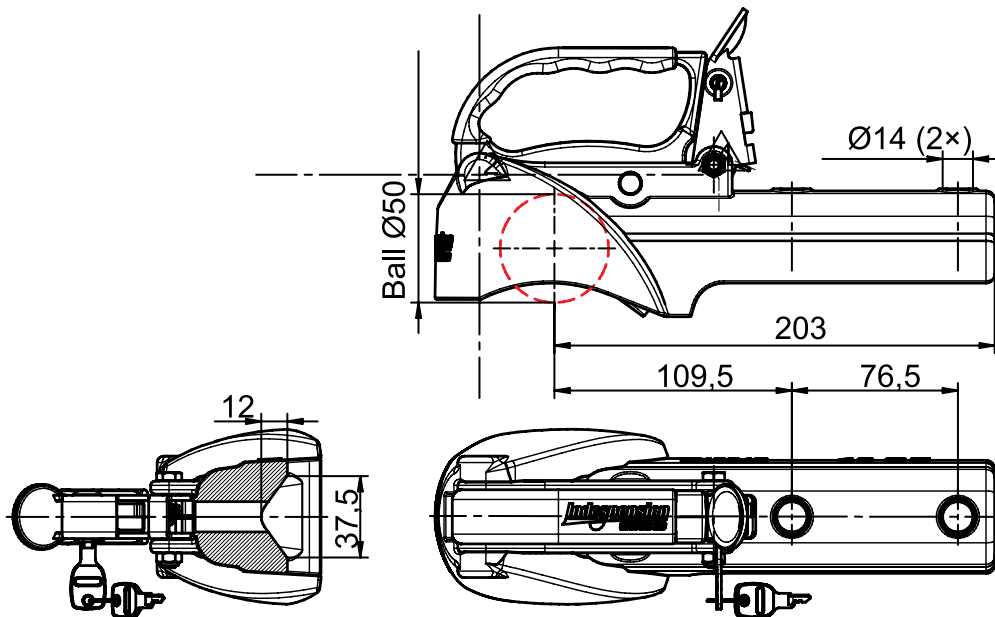
14 000

■ $\varnothing 2\ 5/16"$



South African coupler

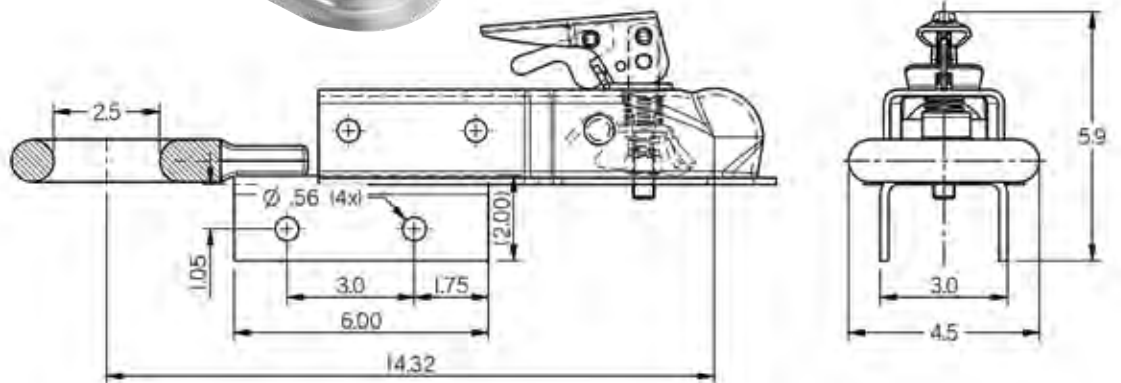

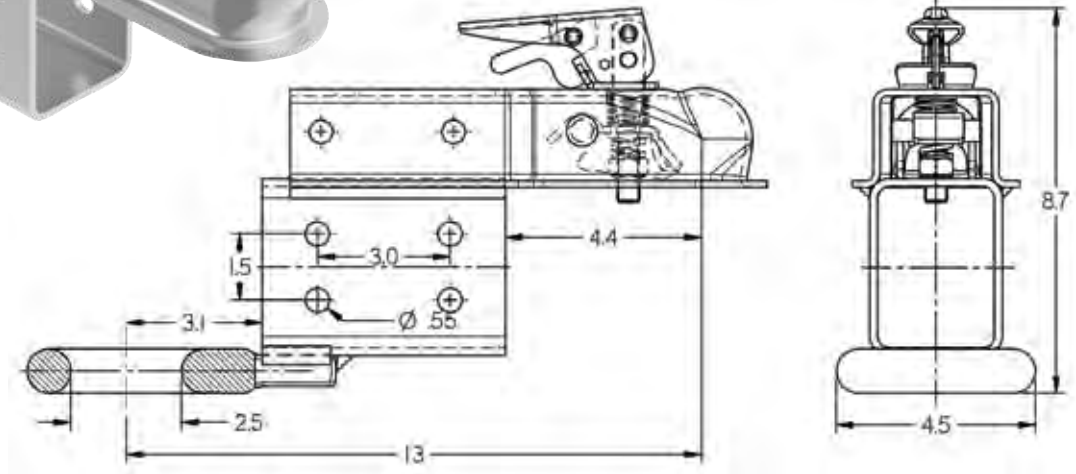

- Lockable
- Soft dock and lock included



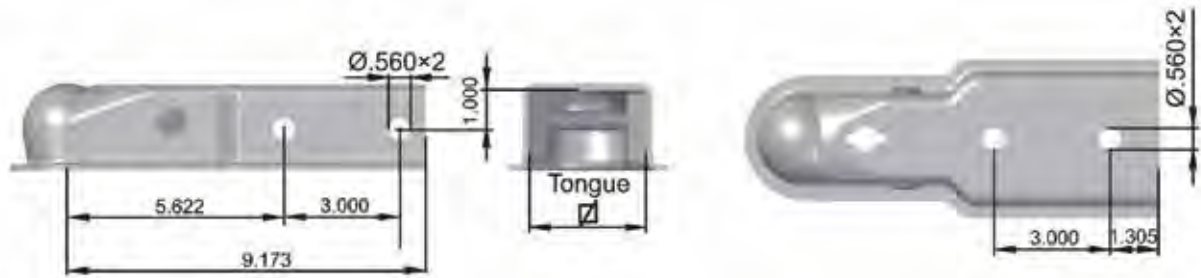
Type	Max. load capacity	D-Value	Vert. load capacity	Material	ECE number	Article number
BQ-27	6000 lbs	24,43 kN	330 lbs	casting	55R-011478	6E0286.001



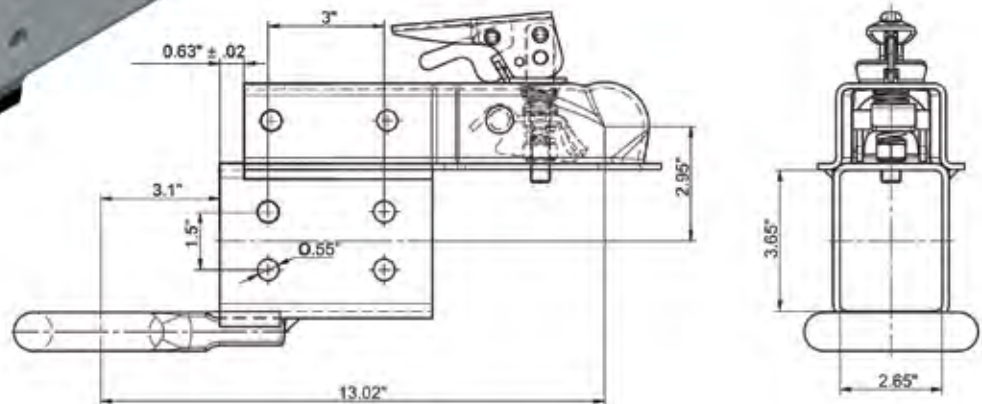
COMBO HITCH



COMBO HITCH



Type	Trailer GVW (Lbs)	Ball size (in)	Tongue (in)	SAE Class	Construction	Art. Nr.
6E250	3500	2"	2"	II	Stamped Steel	6X1393.008
6E251	3500	2"	2 ½"	II	Stamped Steel	6X1393.009
6E252	3500	2"	3"	II	Stamped Steel	6X1393.010





WINCHES

WINCHES

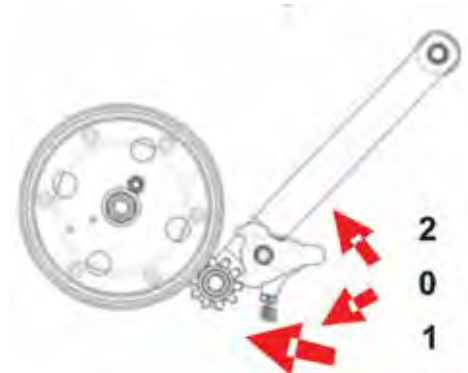
We keep three different types based on their operational functions:

- one-speed winch
- two-speed winch
- automatic hand winch

We distribute all types with three equipment variants:

- Without hauling apparatus
- Equipped with engaging hook and wire rope
- Equipped with engaging hook and strip

As for the one and two-speed winches, before moving the load, we must check the position of the three-way ratchet gear. To ensure our safety during the process of moving the load in one way or another, the position of the ratchet gear must be only in position 1 or 2.



How to use the automatic brake winch

- For lifting, pulling: turn the handle clockwise.
- Stopping abruptly: the load can be stopped in any position simply by letting go off the handle.
- Lowering, cable releasing: turn the handle counterclockwise.
- The automatic brake can prevent the handle from kicking back.

The brake function will only be activated by a minimum load of 25 kgs (55 lbs).

Adjustable height winch stand

Includes 900 kg or 1150 kg load capacity winch.

Advantages:

- adjustable height (from 15° to 41°)
- easy to mount on the boat trailer
- strong construction
- new design

Please ask for further information about the assembly and operating instruction of winches from our contact person.



WINCHES - WITHOUT BRAKE



Capacity	Speed	Gear ratio	Cover	Towing element with hook	Colour	Remark	Article number
900 lbs	1-speed	3,1:1	E-coating + powder painting	strap	silver	handle can be fitted both side, delivered with 4,6 m strap	6S6169.002
900 lbs	1-speed	3,1:1	E-coating + powder painting	strap	black	handle can be fitted both side, delivered with 7,6 m strap	6S6244.002



WINCHES WITH PLASTIC COVER - WITHOUT BRAKE



Type	Capacity (lbs)	Reversible ratchet	Speed	Gear ratio	Cover	Towing element with hook	Colour	Article number
702002	900	yes	1-speed	4,1:1	plastic plastic plastic	none none none	blue black red	6X0017.204 6X0017.304 6X0017.504
702007	2000	yes	2-speed	4:1, 8:1	plastic plastic plastic	none none none	blue black red	6X0017.205 6X0017.305 6X0017.505
702008	2500	yes	2-speed	4:1, 8:1	plastic plastic plastic	none none none	blue black red	6X0017.206 6X0017.306 6X0017.506
702011	900	yes	1-speed	4,1:1	plastic plastic plastic	wire-cable wire-cable wire-cable	blue black red	6X0017.207 6X0017.307 6X0017.507
702016	2000	yes	2-speed	4:1,8:1	plastic plastic plastic	wire-cable wire-cable wire-cable	blue black red	6X0017.208 6X0017.308 6X0017.508
702017	2500	yes	2-speed	4:1,8:1	plastic plastic plastic	wire-cable wire-cable wire-cable wire-cable	blue black yellow red	6X0017.209 6X0017.309 6X0017.409 6X0017.209
702040	900	yes	1-speed	4,1:1	plastic plastic plastic plastic	strap strap strap strap	blue black yellow red	6X0017.210 6X0017.310 6X0017.410 6X0017.510
702041	2000	yes	2-speed	4:1,8:1	plastic plastic plastic plastic	strap strap strap strap	blue black yellow red	6X0017.211 6X0017.311 6X0017.411 6X0017.511
702042	2500	yes	2-speed	4:1,8:1	plastic plastic plastic	strap strap strap	blue black red	6X0017.212 6X0017.312 6X0017.512



WINCHES - WITH BRAKE



Capacity (lbs)	Speed	Gear ratio	Cover	Towing element	Colour	Remark	Article number
1500	1-speed	4,5:1	E-coating + powder painting	none	black	- automatic brake suitable for strap - 2 handles	6S6316.001
1500	1-speed	4,5:1	E-coating + powder painting	none	black	- automatic brake - suitable for wire-cable	6S6431.002
4000	1-speed	19:01	E-coating + powder painting	none	black	- automatic brake - suitable both for strap & wire-cable	6S6521.001

Strap and wire-cable for winches

Strap with hook

Capacity (lbs)	Article number
900	6X1407.001
2000	6X1407.002
2500	6X1407.003
1500	6X1407.004
2500	6X1407.005
3500	6X1407.006



Wire-cable with safety hook

Capacity (lbs)	Article number
900	6X1522.001
2000	6X1522.002
2500	6X1522.003
1500	6X1522.004
2500	6X1522.005
3500	6X1522.006



WINCH STAND - WITHOUT BRAKE



6S5893.901



6S5893.101

- Available roller colours: yellow, blue, black
- Please ask for article numbers!

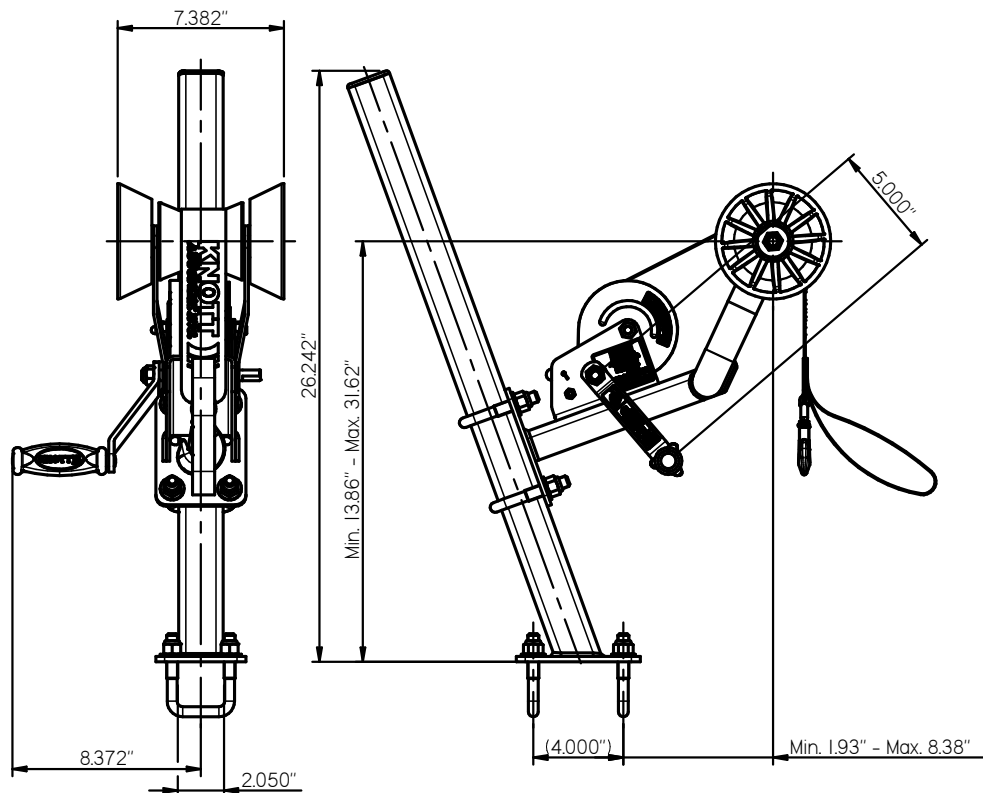


Capacity (lbs)	Speed	Gear ratio	Cover	Towing element	Colour	Remark	Article number
2000	1-speed	5:1	E-coating + powder painting	none	cover - black roller - blue	- suitable for strap, - suitable for 70x70 sq.tube,	6S5893.901
2000	1-speed	5:1	hot-dip galvanized	none	roller - blue	- suitable for strap, - suitable for 70x70 sq.tube	6S5893.101



Winch stand

6BJ984.013



PLASTIC PARTS AND ROLLERS

Advantages of soft PVC 83 +/-3 Shore A material include:

- corrosion resistant rollers with good physical properties
- indissoluble in water, alcohol, and saturated hydrocarbons
- it is difficult to combust, wear resistant, and keeps its shape at high temperature
- it is resilient to surface cracking
- resistant to UV radiation




This material provides a clear, transparent product that has a more superior design than the similar rollers. It is available in three different colors (yellow, blue and black).

Roller holders

We provide roller holders for our rollers if needed.

To enquiry about the different sizes available, please contact our sales personnel.



ROLLERS

ROLLER ASSEMBLY

Winch post




Bow roller assembly



Wobble roller assembly with bracket

Nº	Model	Roll material	Article number
1.	Winch post	PVC	6B7840.001
2.	Winch post	PVC	6B4946.001
3.	Bow roller assembly (blue, 8")	PVC	6B4950.002
4.	Bow roller assembly (black, 8")	PVC	6B4776.004
5.	Bow roller assembly (blue, 8")	PVC	6B4783.002
6.	Wobble roller assembly	PVC	6B9685
7.	Wobble roller assembly	PVC	6B9682



Adjustable roll system


- Optional roll colours: yellow, blue, black
- Different models: 4, 6 or 8 rollers
- Roll material: PVC

Colour	Axle (pcs)	Article number
yellow	2	6B3510.003
blue	2	6B3510.103
black	2	6B3510.203
yellow	3	6B3510.002
blue	3	6B3510.102
black	3	6B3510.202
yellow	4	6B3510.001
blue	4	6B3510.101
black	4	6B3510.201



Bended axle with rollers

Colour	Axle (pcs)	Article number
yellow	1	6B3508.001
blue	1	6B3508.101
black	1	6B3508.201



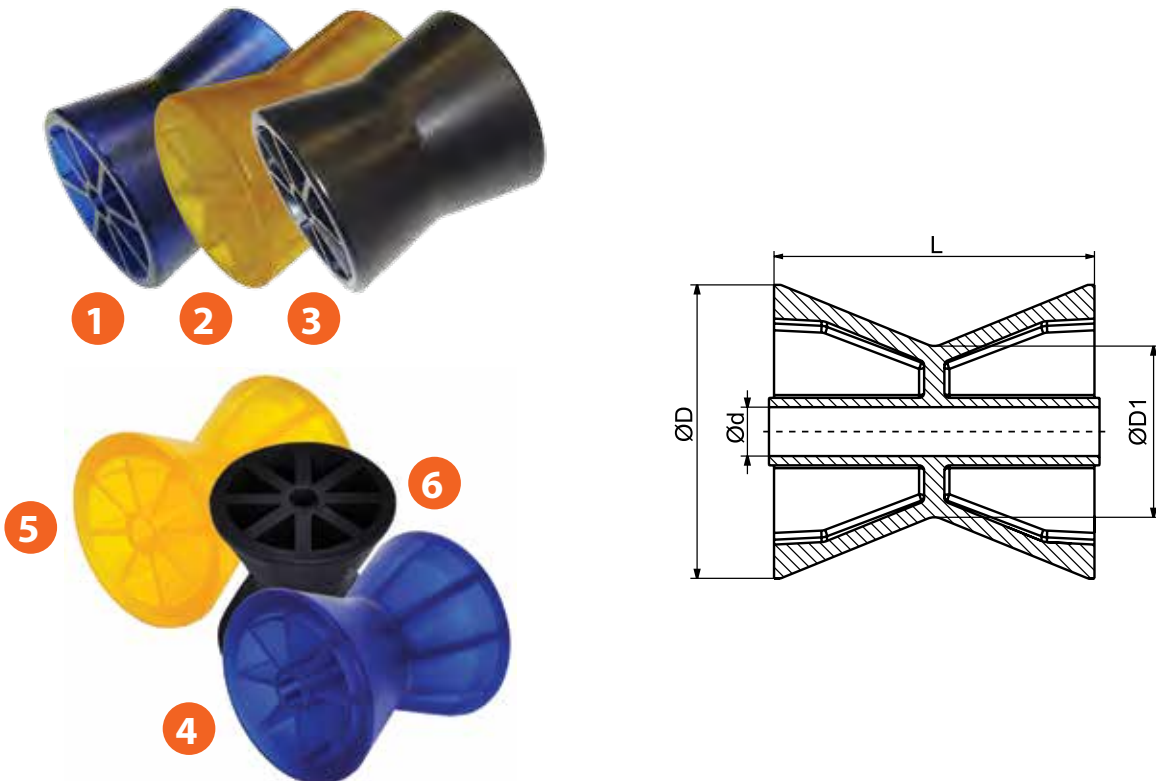
Bow rollers 3"

Nº	Model	Size (mm)	Colour	Material	Article number
1.	Bow roller 3"	D=73, D1=49, d=14,5, L=72	blue	PVC ShA93	6X1064.013
2.	Bow roller 3"	D=73, D1=49, d=14,5, L=72	yellow	PVC ShA93	6X1064.012
3.	Bow roller 3"	D=73, D1=49, d=14,5, L=72	black	PVC ShA93	6X1064.029



Bow rollers 3,5 - 4"

Nº	Model	Size (mm)	Colour	Material	Article number
1.	Bow roller 3,5"	D=89, D1=71,5, d=14,3, L=97	blue	PVC ShA93	6X1643.001
2.	Bow roller 3,5"	D=89, D1=71,5, d=14,3, L=97	yellow	PVC ShA93	6X1643.002
3.	Bow roller 3,5"	D=89, D1=71,5, d=14,3, L=97	black	PVC ShA93	6X1643.003
4.	Bow roller 4"	D=87, D1=50, d=14,5, L=95	blue	PVC ShA93	6X1064.014
5.	Bow roller 4"	D=87, D1=50, d=14,5, L=95	yellow	PVC ShA93	6X1065.002
6.	Bow roller 4"	D=87, D1=50, d=14,5, L=95	black	PVC ShA93	6X1064.030



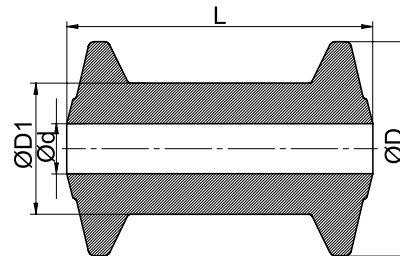
Keel rollers 8-12"

Nº	Model	Size (mm)	Colour	Material	Article number
1.	Keel roller 5"	D=79, D1=58,5, d=17, L=133	blue	PVC Sha 93	6X1064.036
2.	Keel roller 5"	D=79, D1=58,5, d=17, L=133	yellow	PVC Sha 93	6X1064.038
3.	Keel roller 5"	D=79, D1=58,5, d=17, L=133	black	PVC Sha 93	6X1064.039
4.	Keel roller 8"	D=90, D1=61, d=17, L=194	blue	PVC Sha 93	6X1064.018
5.	Keel roller 8"	D=90, D1=61, d=17, L=194	yellow	PVC Sha 93	6X1064.004
6.	Keel roller 8"	D=90, D1=61, d=17, L=194	black	PVC Sha 93	6X1064.031
7.	Keel roller 10"	D=93, D1=61, d=17, L=259	blue	PVC Sha 93	6X1064.019
8.	Keel roller 10"	D=93, D1=61, d=17, L=259	yellow	PVC Sha 93	6X1064.005
9.	Keel roller 10"	D=93, D1=61, d=17, L=259	black	PVC Sha 93	6X1064.032
10.	Keel roller 12"	D=96, D1=62, d=17, L=305	blue	PVC Sha 93	6X1064.020
11.	Keel roller 12"	D=96, D1=62, d=17, L=305	yellow	PVC Sha 93	6X1064.006
12.	Keel roller 12"	D=96, D1=62, d=17, L=305	black	PVC Sha 93	6X1064.033



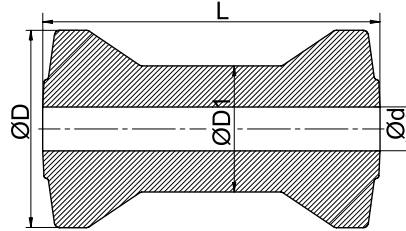
Keel rollers 4"

Nº	Model	Size (mm)	Colour	Material	Article number
1.	Keel roller 4"	D=68,5, D1=42, d=16, L=98	blue	PVC Sha 93	6X1064.028
2.	Keel roller 4"	D=68,5, D1=42, d=16, L=98	yellow	PVC Sha 93	6X1064.035
3.	Keel roller 4"	D=68,5, D1=42, d=16, L=98	black	PVC Sha 93	6X1064.034



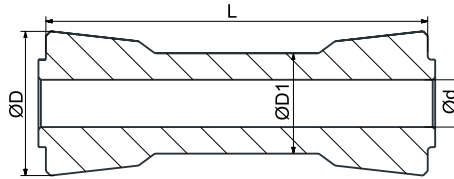
Keel rollers

Model	Size (mm)	Colour	Material	Article number
Keel roller 7"	D=121, D1=70, d=17, L=197	blue	PVC ShA 95	6X1064.026

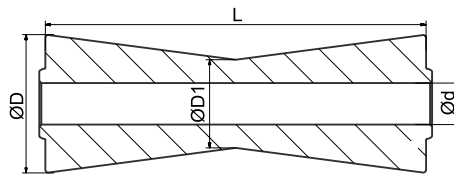


Nº	Model	Size (mm)	Colour	Material	Article number
1.	Keel roller 6"	D=58, D1=40,5, d=19, L=154	black	PVC 95 ShA	6X1064.040
2.	Keel roller 7,5"	D=68, D1=43, d=21, L=188	black	PA6 GF30	6X1064.043
3.	Keel roller 12"	D=80, D1=56, d=21, L=290	black	PVC 95 ShA	6X1064.037

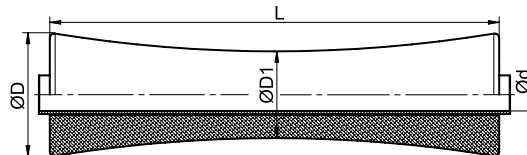
1



2

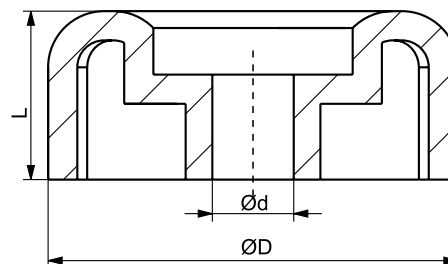


3

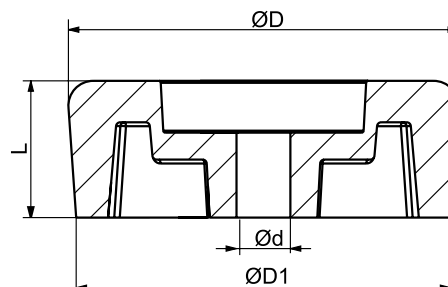


End caps & end bells

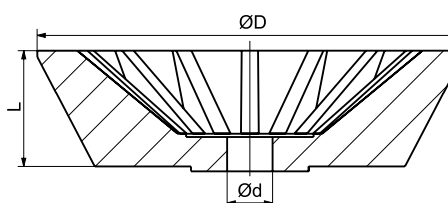
Nº	Model	Size (mm)	Colour	Material	Article number
1.	End cap 3"	D=72,5, d=14,3, L=30	blue	PVC ShA 93	6X1067.010
2.	End cap 3"	D=72,5, d=14,3, L=30	yellow	PVC ShA 93	6X1067.001
3.	End cap 3"	D=72,5, d=14,3, L=30	black	PVC ShA 93	6X1067.025
4.	End cap 4"	D=88, d=14,3, L=35	blue	PVC ShA 93	6X1067.009
5.	End cap 4"	D=88, d=14,3, L=35	yellow	PVC ShA 93	6X1067.008
6.	End cap 4"	D=88, d=14,3, L=35	black	PVC ShA 93	6X1067.024



Nº	Model	Size (mm)	Colour	Material	Article number
7.	End cap 3,5"	D=94, D1=91,5, d=13, L=33	blue	PVC ShA 93	6X1067.028
8.	End cap 3,5"	D=94, D1=91,5, d=13, L=33	yellow	PVC ShA 93	6X1067.029
9.	End cap 3,5"	D=94, D1=91,5, d=13, L=33	black	PVC ShA 93	6X1067.030

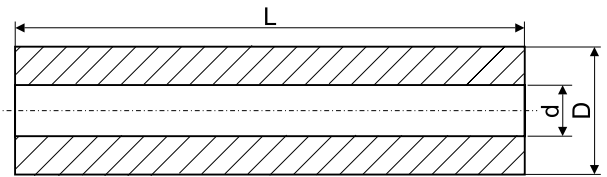


Nº	Model	Size (mm)	Colour	Material	Article number
1.	End bell 3"	D=120, d=14, L=39	blue	PVC ShA 93	6X1066.003
2.	End bell 3"	D=120, d=14, L=39	yellow	PVC ShA 93	6X1066.001
3.	End bell 3"	D=120, d=14, L=39	black	PVC ShA 93	6X1066.005
4.	End bell 4"	D=130, d=14, L=40	blue	PVC ShA 93	6X1066.004
5.	End bell 4"	D=130, d=14, L=40	yellow	PVC ShA 93	6X1066.002
6.	End bell 4"	D=130, d=14, L=40	black	PVC ShA 93	6X1066.006



Side guide rollers

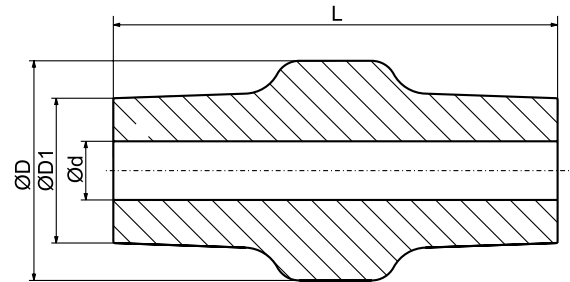
Nº	Model	Size (mm)	Colour	Article number
1.	Side guide roller 2,5"×8 3/4"	D=63, d=19, L=220	blue	6X1065.026
2.	Side guide roller 2,5"×8 3/4"	D=63, d=19, L=220	yellow	6X1065.025
3.	Side guide roller 2,5"×8 3/4"	D=63, d=19, L=220	black	6X1065.024



■ Material: PVC ShA 93

Side guide rollers

Nº	Model	Size (mm)	Colour	Article number
1.	Side guide roller ROTO	D=88, D1=58, d=13, L=224	blue	6X1067.036
2.	Side guide roller ROTO	D=88, D1=58, d=13, L=224	yellow	6X1067.035
3.	Side guide roller ROTO	D=88, D1=58, d=13, L=224	black	6X1067.037



■ Material: PVC ShA 93



Wobble rollers

Nº	Model	Size (mm)	Colour	Article number
1.	Wobble roller 5"	D=128, d=20,5, L=75	blue	6X1067.020
2.	Wobble roller 5"	D=128, d=20,5, L=75	yellow	6X1067.022
3.	Wobble roller 5"	D=128, d=20,5, L=75	black	6X1067.014
4.	Wobble roller 5"	D=128, d=22, L=75	blue	6X1067.021
5.	Wobble roller 5"	D=128, d=22, L=75	yellow	6X1067.023
6.	Wobble roller 5"	D=128, d=22, L=75	black	6X1067.027
7.	Wobble roller 5"	D=128, d=26, L=75	blue	6X1067.015
8.	Wobble roller 5"	D=128, d=26, L=75	yellow	6X1067.011
9.	Wobble roller 5"	D=128, d=26, L=75	black	6X1067.026
10.	Wobble roller 5"	D=128, d=26, L=75	white	6X1067.099

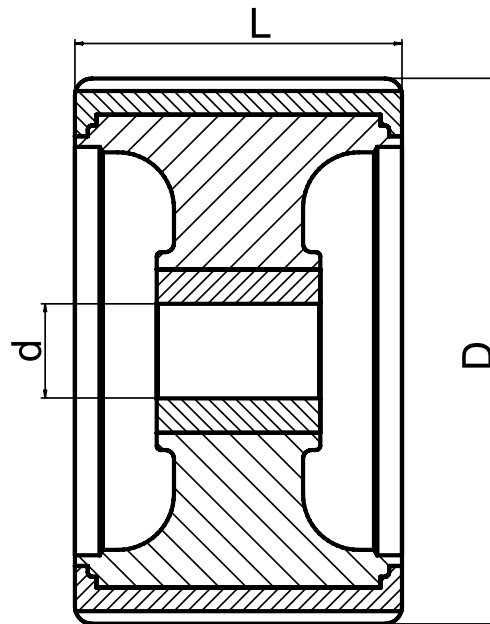
Material: PVC ShA 93



1 4 7



3 6 9



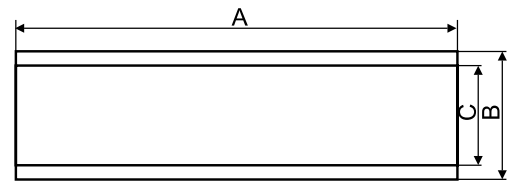
2 5 8



10

Keel pads

Nº	Model	Size (mm)	Colour	Article number
1.	Keel pad 2"×12"	A=300, B=67, C=54	blue	6X1065.028
2.	Keel pad 2"×12"	A=300, B=67, C=54	yellow	6X1065.029
3.	Keel pad 2"×12"	A=300, B=67, C=54	black	6X1065.030
2.	Keel pad 2,5"×12"	A=300, B=75, C=64	blue	6X1065.012
3.	Keel pad 2,5"×12"	A=300, B=75, C=64	yellow	6X1065.011
4.	Keel pad 2,5"×12"	A=300, B=75, C=64	black	6X1065.023
5.	Keel pad 3"×12"	A=300, B=92, C=80	blue	6X1065.010
6.	Keel pad 3"×12"	A=300, B=92, C=80	yellow	6X1065.009
7.	Keel pad 3"×12"	A=300, B=92, C=80	black	6X1065.022



■ Material: PVC ShA 93

V bow stops

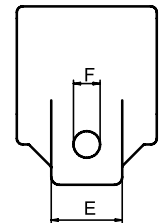
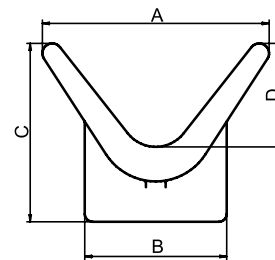
Nº	Model	Size (mm)	Colour	Article number
1.	V Bow stop	A=115, B=72, C=90, D=52,5, E=36, F=13	blue	6X1065.016
2.	V Bow stop	A=115, B=72, C=90, D=52,5, E=36, F=13	yellow	6X1065.018
3.	V Bow stop	A=115, B=72, C=90, D=52,5, E=36, F=13	black	6X1065.017



1

2

3

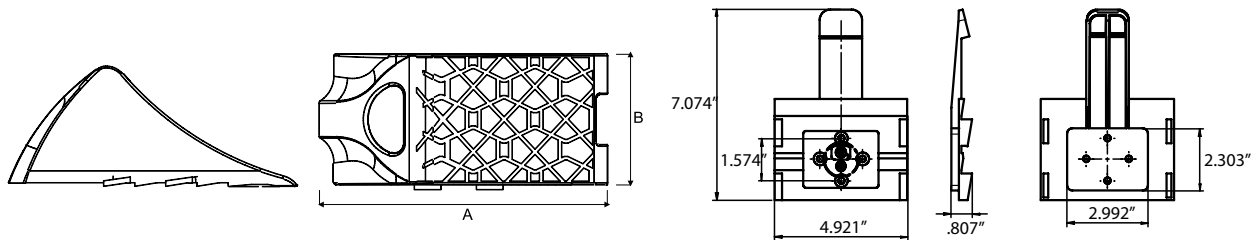



■ Material: PVC ShA 93



Plastic chock and braket


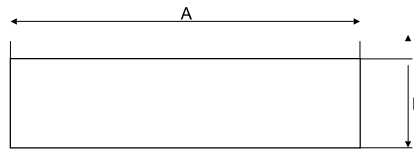
Type	Lenght A (inch)	Height H (inch)	Width B (inch)	Colour	Load capacity	Article number
Chock	9,330	3,976	4,330	black	1700 lbs/wheel	6BH886.001
Bracket	7,047	0,807	4,921	black	-	6BH887.001
Chock	9,330	3,976	4,330	white	1700 lbs/wheel	6BH886.002
Bracket	7,047	0,807	4,921	white	-	6BH887.002
Chock	9,330	3,976	4,330	black	2200 lbs/wheel	6BJ653.001
Bracket	7,047	0,807	4,921	black	-	6BJ654.001
Chock	9,330	3,976	4,330	white	2200 lbs/wheel	6BJ653.002
Bracket	7,047	0,807	4,921	white	-	6BJ654.002



Bunk covers

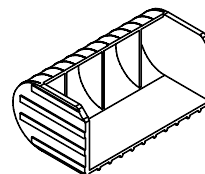
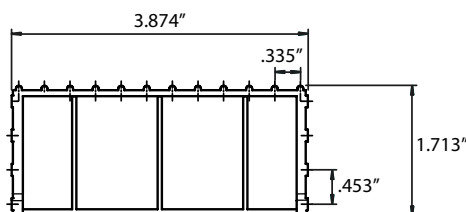
- Our plastic bunk covers attach over bunks and lets your boat slide on and off the trailer with ease.

Type	Lenght A (inch)	Height H (inch)	Width B (inch)	Colour	Material	Article number
Bunk cover	78,740	1,692	3,858	grey	Polypropilen	6S60132000
Bunk cover	118,110	1,692	3,858	grey	Polypropilen	6S60133000
Bunk cover	78,740	1,692	5,826	grey	Polypropilen	6S60142000
Bunk cover	118,110	1,692	5,826	grey	Polypropilen	6S60143000



Bunk cover end

Type	Hight B (inch)	Width A (inch)	Colour	Material	Art. Nr.
Bunk cover end	1,713	3,874	grey	Polypropilen	6S6372.002





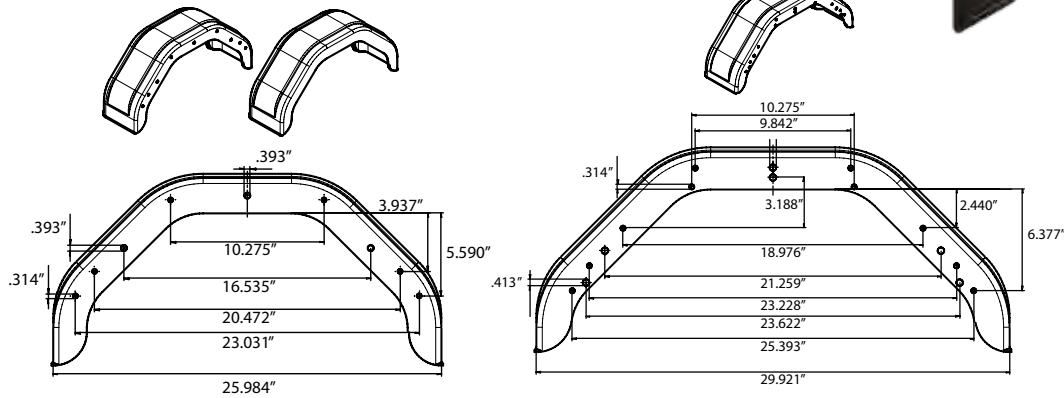


FENDERS

PLASTIC FENDERS

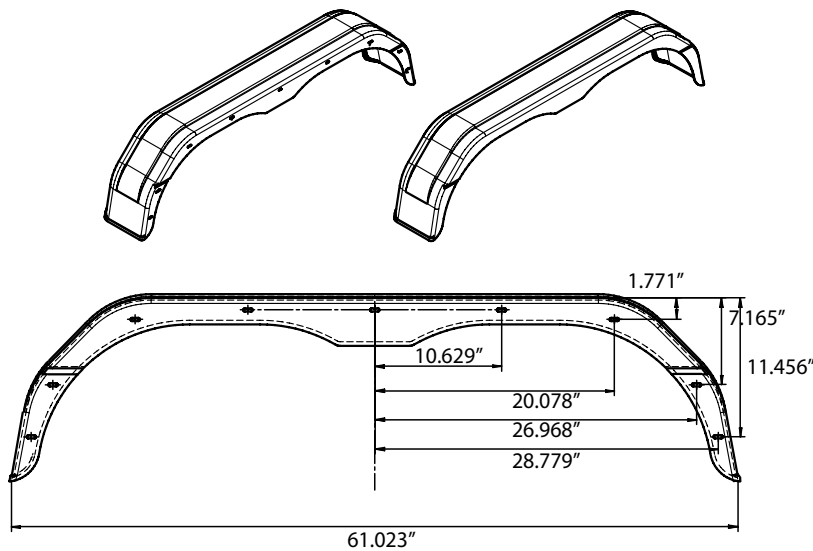
Plastic fender with mudflap

Size (inch)	Colour	Article number
7.874 x 25.984	black	6X0744.003
7.874 x 29.9821	black	6X0744.004
7.874 x 29.9821	gray	6X0744.104



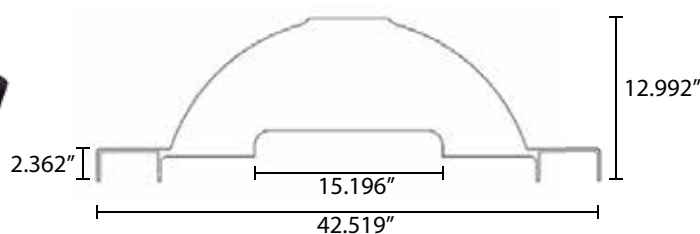
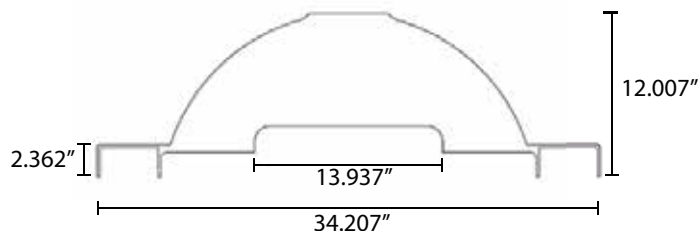
Plastic fender with mudflap

Size (inch)	Colour	Article number
61.023 x 29.448	black	6X1506.002



Plastic fender

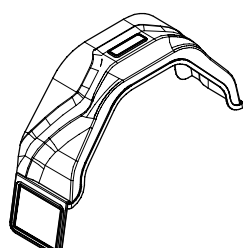
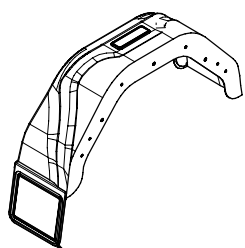
Size (inch)	Colour	Article number
13"	black	6X1669.010
14"	black	6X1669.011



Plastic wavy fender

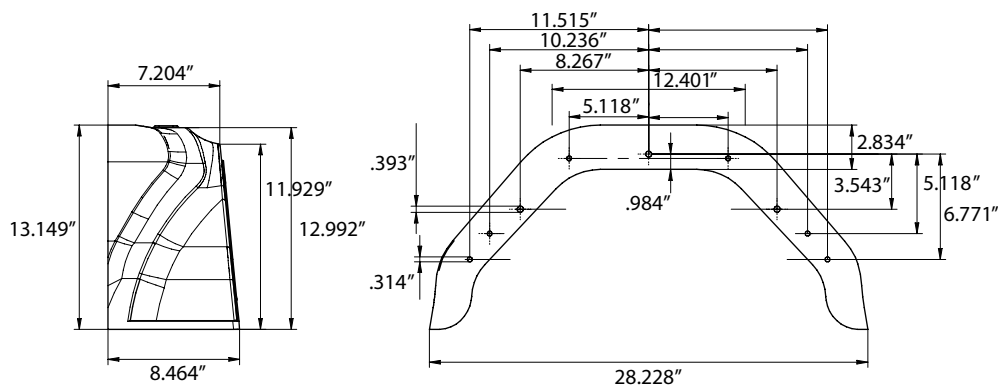
- Easy to stack
- More can be put on a paller - more economical to ship

Size (inch)	Colour	Article number
13.194 x 28.228	black	6BG770.002



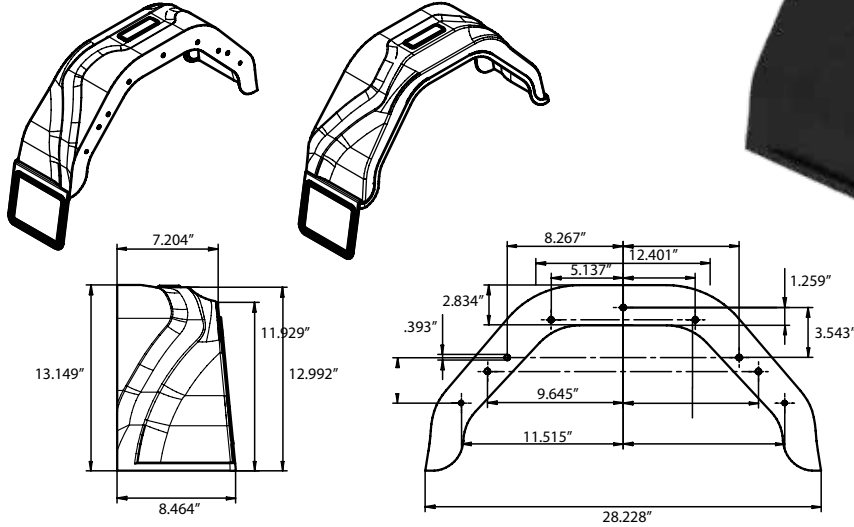
original design

wavy design



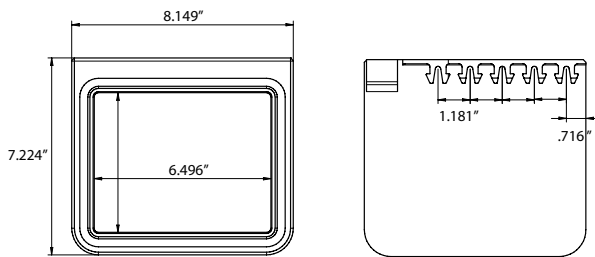
Plastic fender

Size (inch)	Colour	Article number
13.194 x 28.228	black	6BH393.002



Mud flap for wavy fenders

Size (inch)	Colour	Article number
8.194 x 8.858	black	6BH020.002



Plastic fender

Size (inch)	Colour	Article number
8 - 12"	gray	6BK477.001
8 - 12"	black	6BK477.002



Important notes!

A large grid area for taking notes, consisting of a 30x30 grid of small squares. The grid is mostly empty, with the handwritten text 'Important notes!' in the top-left corner.

Important notes!

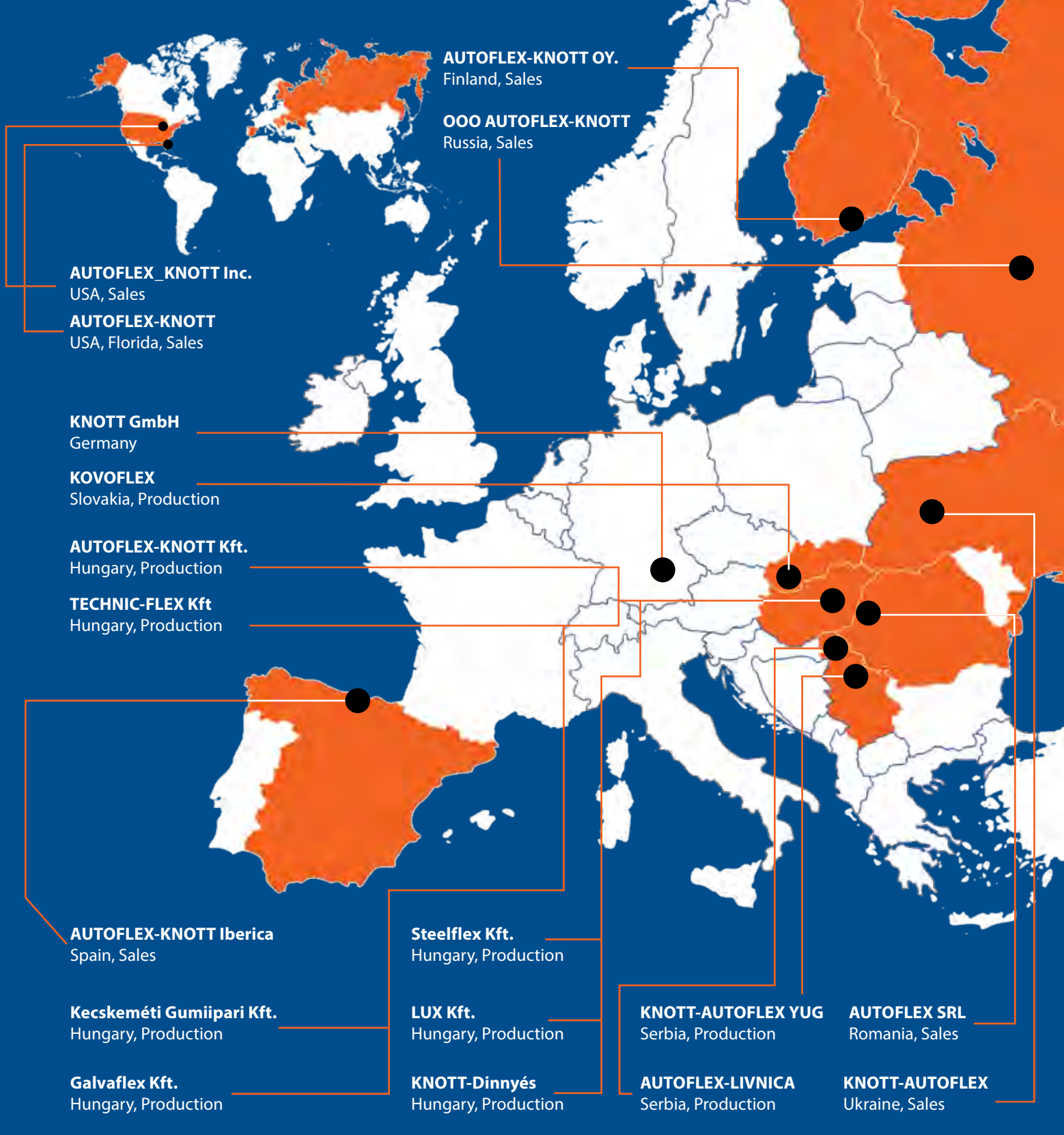
A large grid area for taking notes, consisting of a 30x30 grid of small squares. The grid is mostly empty, with the handwritten text 'Important notes!' in the top-left corner.

Important notes!

A large grid area for taking notes, consisting of a 30x30 grid of small squares. The grid is mostly empty, with the handwritten text 'Important notes!' in the top-left corner.

Important notes!

A large grid area for taking notes, consisting of a 30x30 grid of small squares. The grid is mostly empty, with the handwritten text 'Important notes!' in the top-left corner.



Mailing address:
100 Industrial Drive
Fox Lake, WI 53933
Office tel.: 920-928-6875
www.autoflex-knott.com



www.autoflex-knott.com